

# All That NEAT

National English Ability Test

**Level 3** Book 9

- NEAT 모든 유형 철저분석
- 유형별 문제를 수준별로 재구성
- 점진적 실력향상을 돕는 프로그램 구성
- 한국교육과정평가원의 최신 방침 반영
- 필수 어휘 및 다양한 문장 활용법 제시
- 온라인 학습 프로그램과의 블렌디드 학습

# All That NEAT

Level 3

Book 9

## CONTENTS

<b>Unit 1</b>	Three-Year Bridge I	4
<b>Unit 2</b>	Three-Year Bridge II	8
<b>Unit 3</b>	Politicians	12
<b>Unit 4</b>	Travel Agent	16
<b>Unit 5</b>	Review I	20
<b>Unit 6</b>	Directions	24
<b>Unit 7</b>	Exploring City	28
<b>Unit 8</b>	The Station	32
<b>Unit 9</b>	Checking Out	36
<b>Unit 10</b>	Review II	40
<b>Unit 11</b>	Zoologist	44
<b>Unit 12</b>	Teacher	48
<b>Unit 13</b>	The Native Americans	52
<b>Unit 14</b>	Hawaii	56
<b>Unit 15</b>	Review III	60
<b>Unit 16</b>	Roads	64
<b>Unit 17</b>	International Call	68
<b>Unit 18</b>	Finding the Tower	72
<b>Unit 19</b>	Using the Internet	76
<b>Unit 20</b>	Review IV	80

# What is All That NEAT?

All That NEAT 프로그램은 국가영어능력평가(NEAT)로 바뀌어 가는 국내 영어학습 환경에서, 효과적으로 국가영어능력평가를 준비하고 대비할 수 있도록 총 60개월, 5년 동안 운영되는 통합형 NEAT 대비학습 프로그램입니다. All That NEAT 프로그램은 언어의 4가지 기본 기능을 바탕으로 “습득”과 “활용” 그리고 “학습”과 “확장”의 원리에 입각하여 EFL 환경 하에서의 영어학습 효율을 극대화시킴으로써 시험 준비의 차원을 넘어 더욱 탁월한 영어활용능력을 배양할 수 있도록 도와줄 것입니다.

All That NEAT는 listening과 speaking, reading과 writing을 종합적, 통합적으로 학습할 수 있도록 구성하여, “습득 – 활용 – 학습 – 확장”이라는 학습원리를 효과적으로 구현합니다.

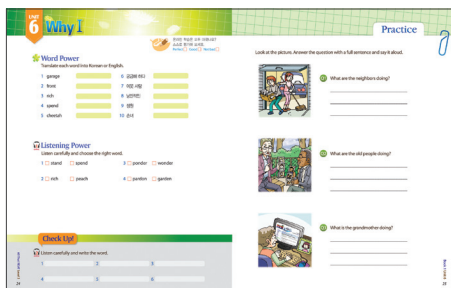

All That NEAT는 Level 2, 3, 4 전체 3개 Level로 되어 있습니다. Level 3는 NEAT 3급을 위한 학습수준으로, 해당 급수에 맞는 다양한 유형의 NEAT 문제를 대비하도록 구성 되어 있습니다. 온라인 학습 프로그램으로 기본 학습을 마친 후, 본 워크북 교재로 학습한 내용을 활용하고 확장하게 됩니다. 휴대용 팜북은 스마트폰과 연계하여 학습 내용을 더 오래, 그리고 쉽게 기억할 수 있도록 도와줄 것입니다.

교사를 위한 세부적인 수업진행방법은 Teacher's Guide를 참고하시기 바랍니다.


## About This Book



▶ Reading & Writing Section



▶ Listening & Speaking Section



# Three-Year Bridge I



온라인 학습은 모두 마쳤나요?  
스스로 평가해 보세요.

Perfect  Good  Not bad

## \* Word Power

Translate each word into Korean or English.

- |              |                      |              |                      |
|--------------|----------------------|--------------|----------------------|
| 1 obedience  | <input type="text"/> | 6 예방, 방지     | <input type="text"/> |
| 2 propriety  | <input type="text"/> | 7 조항, 규정, 식량 | <input type="text"/> |
| 3 reliance   | <input type="text"/> | 8 향해, 향해술    | <input type="text"/> |
| 4 immerse    | <input type="text"/> | 9 지각되는 것, 견해 | <input type="text"/> |
| 5 obligation | <input type="text"/> | 10 전설        | <input type="text"/> |

## \* Idiom Power

Read each idiom and speak each sentence aloud.

- |   |                |                                       |
|---|----------------|---------------------------------------|
| 1 on one's way home   | 집으로 오는 길에      |                                       |
| → One day, an old man was crossing the bridge <b>on his way home.</b> |                | 어느 날, 할아버지가 집으로 오는 길에 삼년고개를 넘어가고 있었다. |
| 2 as good as dead   | 죽은 목숨인, 죽다시피 된 |                                       |
| → Good Lord! I am <b>as good as dead!</b>                             |                | 아이고! 난 죽었네!                           |
| 3 pay a visit   | 방문하다           |                                       |
| → A clever neighborhood boy came to <b>pay him a visit.</b>           |                | 영리한 이웃집 소년이 할아버지를 찾아왔다.               |

## Check Up!

Write the correct idiom in each blank.

- Please pick up some lemons \_\_\_\_\_.  
집에 오는 길에 레몬을 좀 사 오세요.
- You are as \_\_\_\_\_.  
넌 이제 죽었어.
- I'm sorry I cannot \_\_\_\_\_ this time.  
이번에 찾아 뵈지 못해 죄송합니다.

# Look & Think



Look at the picture and answer the question in English.

Q 할아버지는 왜 땅을 치며 울고 있는지 알맞은 답을 쓰시오.



---

---

---

Q 할아버지는 할머니에게 뭐라고 했는지 알맞은 답을 쓰시오.



---

---

---

Q 할아버지는 왜 병이 났는지 알맞은 답을 쓰시오.



---

---

---

## Read & Match

Read each word and match the correct meaning.

- |                |   |
|----------------|---|
| 1 obligation • | • a Completely cover something in liquid  |
| 2 propriety •  | • b The guidance of ships or airplanes from place to place                              |
| 3 provision •  | • c Something such as a promise or a contract that binds a person to a course of action |
| 4 immerse •    | • d The sense or quality of being appropriate or proper                                 |
| 5 navigation • | • e The act of providing or supplying   |

## True or False

The following sentences may have errors.

Mark true or false. If false, correct and write the full sentence.

- 1 One day, an old man was crossing the bridge in his way home.

T  F

→ \_\_\_\_\_

- 2 A rabbit hopped out in front of the old man and scared him.

T  F

→ \_\_\_\_\_

- 3 He cried for a long time, and then returned home very depressed.

T  F

→ \_\_\_\_\_

- 4 After heard the news of his fall, a clever neighborhood boy came to pay him a visit.

T  F

→ \_\_\_\_\_

# Write Up!



Q1 Find the main idea and summarize it into 1 or 2 sentences.

## Q2 Substitution Drill

The bold part in each given sentence is a useful expression. Write it in each blank and read it aloud.

1 One day, an old man was crossing the bridge **on his way home**.

\_\_\_\_\_ (would)

집에 오는 길에 밀가루 좀 사다 줄래?

\_\_\_\_\_

그녀는 집으로 가는 길에 음식을 좀 샀다.

\_\_\_\_\_ (speeding)

집에 오는 도중에 과속 딱지를 받았어.

2 A clever neighborhood boy came to **pay him a visit**.

\_\_\_\_\_

그는 한국을 방문하려고 한다.

\_\_\_\_\_ (must)

난 의사 선생님을 방문해야 한다.

\_\_\_\_\_

나는 그의 사무실로 찾아가기로 결정했다.

### TIP

#### on one's way home

'집으로 오는 길에' 라는 뜻이다. one's 자리에는 지칭하는 것에 맞게 his, her 등의 대명사의 소유격을 넣으면 된다.

#### pay a visit

'방문하다' 는 뜻으로, 그냥 visit을 써도 되지만 이렇게 pay a visit 형태로도 많이 쓰며, 실제로 미국 현지에서도 많이 사용되는 표현이다. 동사 visit이 아니라 명사 visit이므로, 장소를 붙여서 말하고 싶을 때에는 visit 뒤에 at, to 등의 전치사를 붙여야 함에 주의한다.

	Teacher	Parent
✓		



온라인 학습은 모두 마쳤나요?  
스스로 평가해 보세요.  
Perfect  Good  Not bad

## \* Word Power

Translate each word into Korean or English.

- |              |                      |                |                      |
|--------------|----------------------|----------------|----------------------|
| 1 warranty   | <input type="text"/> | 6 즐거움, 재미      | <input type="text"/> |
| 2 torrid     | <input type="text"/> | 7 취소하다         | <input type="text"/> |
| 3 embark     | <input type="text"/> | 8 축하하다         | <input type="text"/> |
| 4 proportion | <input type="text"/> | 9 매력           | <input type="text"/> |
| 5 unaware    | <input type="text"/> | 10 야심 찬, 야망 있는 | <input type="text"/> |

## \* Idiom Power

Read each idiom and speak each sentence aloud.

- worried about ~                      ~에 대해 걱정하는

→ What are you so **worried about**?                      뭘 그리 걱정하세요?
- make sense                              의미가 통하다, 일리가 있다

→ Doesn't this **make sense**?                              제 말이 맞죠?
- fall down                                넘어지다

→ I'll go back to the bridge right away and **fall down** again!                      당장 삼년고개로 가서 다시 넘어져야겠다!

## Check Up!

Write the correct idiom in each blank.

- I'm \_\_\_\_\_ taking a written test.  
필기시험을 볼 일이 걱정이야.
- This sentence doesn't \_\_\_\_\_.  
이 문장은 의미가 통하지 않아.
- I don't usually lose my balance and \_\_\_\_\_.  
난 보통 균형을 잃고 넘어지지 않는다.



# Look & Think



Think about the given situation.  
Look at the picture and answer the question in English.

할아버지의 문제가 어떻게 해결되었는지 그림을 보면서 차례대로 묘사해 보세요.



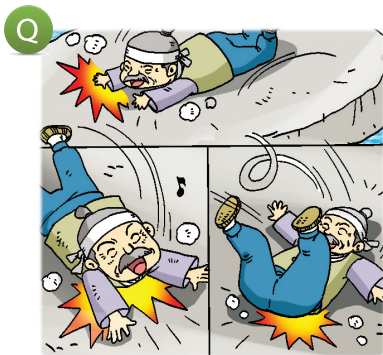
---

---

---

---

---



---

---

---

---

---



---

---

---

---

---

### Word Box

fall      bridge      neighborhood      back      life

## Read & Match

Read each word and match the correct meaning.

- |                |   |
|----------------|---|
| 1 warranty •   | • a Very dry and hot; passionate  |
| 2 torrid •     | • b To go on or to board a ship or an airplane as a passenger                                     |
| 3 embark •     | • c Official guarantee, authorization, or justification   |
| 4 proportion • | • d The relation of one thing or part to another or to the whole, based on size, shape, or amount |
| 5 attraction • | • e A thing that charms or causes interest  |

## True or False

The following sentences may have errors.

Mark true or false. If false, correct and write the full sentence.

- 1 Confusing, the old man asked, "Why should we go back there?"

T  F

→ \_\_\_\_\_

- 2 "Sir, when you fall once, legend says you will live for three years from that day."

T  F

→ \_\_\_\_\_

- 3 Soon, the first three years passes, and the old man did not die.

T  F

→ \_\_\_\_\_

- 4 "I'll go back to the bridge right away and fall down again!"

T  F

→ \_\_\_\_\_

# Write Up!



Q1 Find the main idea and summarize it into 1 or 2 sentences.

## Q2 Substitution Drill

The bold part in each given sentence is a useful expression. Write it in each blank and read it aloud.

1 What are you so **worried about**?

\_\_\_\_\_

한동안 네가 걱정됐어.

\_\_\_\_\_ (pollution)

사람들은 대기오염에 대해 걱정하지 않는다.

\_\_\_\_\_ (argument)

나의 부모님은 우리의 논쟁에 대해 걱정하셔.

2 Doesn't this **make sense**, sir?

\_\_\_\_\_ (at all)

그건 전혀 이해가 안 되는군요.

\_\_\_\_\_ (such)

그런 일을 하다니 이해가 되질 않아.

\_\_\_\_\_

그걸 포기하다니 말이 안 되요.

### TIP

#### worried about ~

'~에 대해 걱정하는' 이라는 뜻이다. 과거분사로 되어 있어서 보통 be 동사의 보어처럼 쓰이는데, worry about처럼 현재형으로 쓰더라도 같은 의미로 사용할 수 있다.

#### make sense

'의미가 통하다, 일리가 있다' 는 뜻이다.

Does it make any sense?라고 하면 '그게 무슨 의미가 있어?' 또는 '그게 말이나 돼?' 이런 뜻이 됨을 참고로 알아두자.

	Teacher	Parent
✓		



온라인 학습은 모두 마쳤나요?  
스스로 평가해 보세요.  
Perfect  Good  Not bad

## \* Word Power

Translate each word into Korean or English.

- |              |                      |            |                      |
|--------------|----------------------|------------|----------------------|
| 1 proposal   | <input type="text"/> | 6 정치의      | <input type="text"/> |
| 2 involved   | <input type="text"/> | 7 결정       | <input type="text"/> |
| 3 politician | <input type="text"/> | 8 공공의, 공중의 | <input type="text"/> |
| 4 influence  | <input type="text"/> | 9 개별의, 개인  | <input type="text"/> |
| 5 policy     | <input type="text"/> | 10 절약, 경제  | <input type="text"/> |

## \* Idiom Power

Read each idiom and speak each sentence aloud.

- |   |                      |                                    |
|---|----------------------|------------------------------------|
| 1 involved in ~   | ~에 포함된, 휘말린          |                                    |
| → A politician is <b>involved in</b> influencing public policy and decision making. |                      | 정치인은 공공정책과 의사결정에 영향을 미치는 사람에 포함된다. |
| 2 listen to ~   | ~에 귀를 기울이다, 귀 기울여 듣다 |                                    |
| → He <b>listens to</b> the people of this state.                                    |                      | 그는 주에 사는 사람들의 이야기를 귀 기울여 듣는다.      |
| 3 save money for ~  | ~을 위해 돈을 절약하다        |                                    |
| → He will try to <b>save money for</b> the state.                                   |                      | 그는 주를 위해 예산을 절약하려고 노력할 것이다.        |

## Check Up!

Write the correct idiom in each blank.

- He was not \_\_\_\_\_ this affair.  
그는 이 사건에 관여되지 않았다.
- \_\_\_\_\_ what he says on the matter.  
그 일에 대해 그가 하는 말을 잘 들어라.
- I'm \_\_\_\_\_ rainy days.  
힘든 때를 대비해서 저축하고 있어.

# Look & Think



Look at the picture and answer the question in English.

Q Jerry Brown은 누구며 어떤 일을 하는지 알맞은 답을 쓰시오.



---

---

---

Q Jerry Brown이 돈에 관해서 주를 위해 하는 일이 무엇인지 알맞은 답을 쓰시오.



---

---

---

Q 그가 내린 결정들은 어떠한지 알맞은 답을 쓰시오.



---

---

---

## Read & Match

Read each word and match the correct meaning.

- |                |  |
|----------------|--|
| 1 politician • | • a Having to do with or belonging to the people as a whole                      |
| 2 proposal •   | • b A plan, scheme, or idea put forward for someone to consider or discuss       |
| 3 public •     | • c Single, distinct, or separate  |
| 4 influence •  | • d A person involved in government, especially one who holds or runs for office |
| 5 individual • | • e The ability to cause a change in someone without using physical strength     |

## True or False

The following sentences may have errors.

Mark true or false. If false, correct and write the full sentence.

- 1 Jerry Brown is the governor of California and is a politic.

T  F

→ \_\_\_\_\_

- 2 He runs the state of California and listens the people of this state.

T  F

→ \_\_\_\_\_

- 3 He will try saving money for the state.

T  F

→ \_\_\_\_\_

- 4 Every decision he makes is important.

T  F

→ \_\_\_\_\_

# Write Up!



Q1 Find the main idea and summarize it into 1 or 2 sentences.

## Q2 Substitution Drill

The bold part in each given sentence is a useful expression. Write it in each blank and read it aloud.

1 A politician is **involved in** influencing public policy and decision making.

\_\_\_\_\_ (scandal)

어떤 장관이 스캔들에 휘말렸다.

\_\_\_\_\_ (collision)

두 대의 자동차가 충돌했다.

\_\_\_\_\_ (want, cleanup)

그는 청소에 관여하고 싶지 않았다.

2 He will try to **save money for** the state.

\_\_\_\_\_

난 새 마이크로칩을 사기 위해 돈을 모으고 있어.

\_\_\_\_\_ (been)

이번 여행을 위해서 1년간 저축했지.

\_\_\_\_\_

난 내 아들의 미래를 위해 돈을 모으려고 열심히 일해.

### TIP

#### involved in ~

'~에 포함된, 휘말린'이라는 뜻으로 보통 be 동사와 함께 수동태형으로 쓰인다.

#### save money for ~

'~을 위해 돈을 절약하다, 모으다'는 뜻이다. 여기서 특별히 '예산을 절약하다'는 의미로 쓰였다. 정부에서 쓰는 돈이니까 예산이라고 번역해서 표현하는 것이 더 매끄럽다.

	Teacher	Parent
✓		



온라인 학습은 모두 마쳤나요?  
스스로 평가해 보세요.

Perfect  Good  Not bad

## \* Word Power

Translate each word into Korean or English.

- |               |                      |              |                      |
|---------------|----------------------|--------------|----------------------|
| 1 customer    | <input type="text"/> | 6 정보         | <input type="text"/> |
| 2 related     | <input type="text"/> | 7 생산품, 작품    | <input type="text"/> |
| 3 package     | <input type="text"/> | 8 다루다, 취급하다  | <input type="text"/> |
| 4 retail      | <input type="text"/> | 9 값          | <input type="text"/> |
| 5 sightseeing | <input type="text"/> | 10 크루즈, 순항하다 | <input type="text"/> |

## \* Idiom Power

Read each idiom and speak each sentence aloud.

- |   |               |                               |
|---|---------------|-------------------------------|
| 1 share ~ with ...  | ~을 ...와 공유하다  |                               |
| → They <b>share</b> this information <b>with</b> people.                          |               | 그들은 이러한 정보를 사람들과 공유한다.        |
| 2 work at ~   | ~에서 일하다       |                               |
| → They <b>work at</b> travel agencies.  |               | 그들은 여행사에서 일한다.                |
| 3 on behalf of ~  | ~을 대신하여, 대행하여 |                               |
| → They sell <b>on behalf of</b> suppliers such as airlines, car rentals agencies. |               | 그들은 항공사, 자동차 렌탈업체를 대신해서 판매한다. |

## Check Up!

Write the correct idiom in each blank.

- I can \_\_\_\_\_ this \_\_\_\_\_ him.  
난 이것을 그 사람과 공유할 수 있어.
- I \_\_\_\_\_ a steel company.  
저는 철강회사에서 일합니다.
- I'll sign \_\_\_\_\_ him.  
내가 그를 대신해서 서명하겠다.



# Look & Think



Look at the email sentences.  
Write the appropriate sentences for the blanks.

**Q** 여행 계획에 대해서 여행사에 도움을 청하는 내용으로 순서대로 제시되어 있는 이메일을 읽고, 우리말 힌트를 참고하여 비어있는 문장들을 완성한 다음, 아래 빈칸에 한 번 더 쓰시오.

- Dear Travel Agency,
- I will \_\_\_\_\_ (여름 동안 가족동반으로 남아메리카 여행 예정)
- I would like some information on the hotels, local restaurants, and special attractions.
- We will \_\_\_\_\_ (6월~7월말까지 브라질 여행)
- We are looking for \_\_\_\_\_ (저렴한 항공권, 해변의 호화 호텔)
- I'd also like to know the exchange rate. Thank you for your help.
- Sincerely, Albert Smith

### Word Box

luxurious    airline    stay    traveling

SEND

To

Title

---

---

---

---

---

---

## Read & Match

Read each word and match the correct meaning.

- |               |   |     |   |
|---------------|---|-----|---|
| 1 product     | • | • a | The cost of something   |
| 2 cruise      | • | • b | The direct sale of goods in small quantities to those who will use them |
| 3 retail      | • | • c | Something is made or manufactured                                       |
| 4 sightseeing | • | • d | The act of visiting and touring a place                                 |
| 5 price       | • | • e | To sail or travel about in an unhurried way                             |

## True or False

The following sentences may have errors.

Mark true or false. If false, correct and write the full sentence.

- 1 They find about special events around the world.

T  F

→ \_\_\_\_\_

- 2 They can help customers know about the money in the country they are traveling.

T  F

→ \_\_\_\_\_

- 3 They share this information to people.

T  F

→ \_\_\_\_\_

- 4 Trips are easier to plan when a travel agent is used.

T  F

→ \_\_\_\_\_

# Write Up!



Q1 Find the main idea and summarize it into 1 or 2 sentences.

## Q2 Substitution Drill

The bold part in each given sentence is a useful expression. Write it in each blank and read it aloud.

1 They **share** this information **with** people.

\_\_\_\_\_

난 그와 함께 그걸 나누지 않아.

\_\_\_\_\_ (duty)

그것을 우리와 나누는 것은 그들의 의무다.

\_\_\_\_\_

난 너와 모든 일을 나눌 수 있어.

2 They sell **on behalf of** suppliers such as airlines, car rentals agencies.

\_\_\_\_\_

Frank 씨를 대신해서 전화하는 겁니다.

\_\_\_\_\_

저는 저희 회사를 대표해서 이 자리에 나와 있습니다.

\_\_\_\_\_

그를 대신해서 서명하겠어요.

### TIP

#### share ~ with ...

'~을 ...와 공유하다' 는 뜻이다.

#### on behalf of ~

'~을 대신하여, 대행하여' 라는 뜻이다.

	Teacher	Parent
✓		



## Three-Year Bridge I

- Once upon a time, there was a bridge called the Three-Year Bridge.
- It was called the Three-Year Bridge because of a legend, which said that anyone who fell on the bridge would live for just three years after that day.
- One day, an old man was crossing the bridge on his way home.
- A rabbit hopped out in front of the old man and scared him, and the old man tripped and fell on the Three-Year Bridge.
- As he fell, he shouted, "Good Lord! I am as good as dead!"
- The old man cried and pounded his fists on the ground.
- He cried for a long time, and then returned home very depressed.
- He said to his wife, "Honey, I will only live for three years from now!"
- I have fallen down on the Three-Year Bridge!
- Why, of all places, did I have to fall there?"
- The old man worried so much that he became very ill.
- After hearing the news of his fall, a clever neighborhood boy came to pay him a visit.

### Vocabulary

1 obedience	복종, 순종	2 prevention	예방, 방지	3 obligation	의무, 책임
4 propriety	예의 바름, 교양	5 provision	조항, 규정; 식량	6 perception	지각되는 것, 견해
7 reliance	신뢰, 신임, 의지	8 navigation	항해, 항해술	9 legend	전설
10 immerse	가라앉히다, 적시다				



## Three-Year Bridge II

- The boy asked the old man, "What are you so worried about?"
- Let's just go back to the Three-Year Bridge."
- Confused the old man asked, "Why should we go back there?"
- "So that you can fall down again."
- "What? You want me to fall down again? Are you trying to kill me?"
- The old man was very upset.
- "Sir, when you fall once, legend says you will live for three years from that day?"
- If this is true, then falling twice will make you live for six years, and falling three times will give you nine years of life.
- Doesn't this make sense, sir?"
- The old man thought about the boy's words, and decided that they were quite sensible.
- "Yes! You are quite right! I'll go back to the bridge right away and fall down again!"
- Now, every time the old man passed the Three-Year Bridge he made sure to fall down at least once for good measure.
- "Ha! I have fallen more than fifty times, so I should live at least another 150 years!"
- Soon, the first three years passed, and the old man did not die.
- Thanks to falling down on the Three-Year Bridge, and the clever neighborhood boy,
- the old man lived a very long life.

1 warranty    근거, 보증서  
4 torrid      바싹 마른; 열렬한  
7 embark    태우다, 적재하다  
10 proportion    비(율); 할당하다

2 amusement    즐거움, 재미  
5 cancel          취소하다  
8 congratulate    축하하다

3 unaware      알지 못하는  
6 attraction    매력  
9 ambitious    야심찬, 야망 있는



## Politicians

- A politician or political leader is an individual who is involved in influencing public policy and decision making.
- Jerry Brown is the governor of California and is a politician.
- He runs the State of California and listens to the people of this state.
- Jerry Brown worked hard in the court system before he became governor.
- He will work hard to bring new jobs and help the economy in California.
- He will try to save money for the state.
- He must be sure there is money for schools, libraries, highways, and the police.
- Every decision he makes is important.

## Vocabulary

1	proposal	제안; 청혼	2	political	정치의	3	policy	정책, 방침
4	involved	복잡한, 뒤얽힌	5	decision	결정	6	individual	개별의; 개인
7	politician	정치가	8	public	공공의, 공중의	9	economy	절약, 경제
10	influence	영향, 작용						

## Travel Agent

- Travel agents help people to plan trips.
- They can find good prices for airplane tickets.
- They find out about special events around the world.
- They give customers the information they need to know about their trip.
- They can help customers know about the money in the country they are traveling to.
- Travel agents work on computers to find good deals.
- They know about hotels, boats, amusement parks and special attractions.
- They share this information with people.
- Trips are easier to plan when a travel agent is used.
- They work at travel agencies.
- A travel agency is a retail business that sells travel related products and services to customers.
- They sell on behalf of suppliers such as airlines, car rentals agencies, cruise lines, hotels, railways, sightseeing tours and package holidays.

1	customer	고객, 단골
4	related	관계가 있는
7	package	꾸러미, 소포
10	retail	소매, 소매상

2	information	정보
5	product	생산물, 작품
8	deal	다루다, 취급하다

3	sightseeing	관광, 유람
6	price	값
9	cruise	크루즈, 순항하다



온라인 학습은 모두 마쳤나요?  
스스로 평가해 보세요.  
Perfect  Good  Not bad

## \* Word Power

Translate each word into Korean or English.

- |                 |                      |            |                      |
|-----------------|----------------------|------------|----------------------|
| 1 advisedly     | <input type="text"/> | 6 전진, 향상하다 | <input type="text"/> |
| 2 autobiography | <input type="text"/> | 7 광장, 쇼핑센터 | <input type="text"/> |
| 3 organism      | <input type="text"/> | 8 확인, 확정하다 | <input type="text"/> |
| 4 dislocate     | <input type="text"/> | 9 조강하다     | <input type="text"/> |
| 5 solitude      | <input type="text"/> | 10 체조, 운동  | <input type="text"/> |

## \* Meet the Nyms!

Find the appropriate **synonyms** for each word.

- |             |                      |             |                      |
|-------------|----------------------|-------------|----------------------|
| 1 about     | <input type="text"/> | 5 kind      | <input type="text"/> |
| 2 cold      | <input type="text"/> | 6 expensive | <input type="text"/> |
| 3 excellent | <input type="text"/> | 7 fun       | <input type="text"/> |
| 4 new       | <input type="text"/> | 8 have      | <input type="text"/> |

### Word Box

fresh    gentle    fine    exciting    high    around    cool    hold

## Check Up!

Complete the sentences using **Word Power**.

- I will try to \_\_\_\_\_ the truth as far as I can.  
내가 할 수 있는 한 진상을 규명하겠다.
- \_\_\_\_\_ is a wonderful form of exercise and it is good for your health.  
조강은 훌륭한 형식의 운동이고 여러분의 건강에도 좋습니다.



# Practice



Look at the picture. Answer the question with a full sentence and say it aloud.



Q1 What happened to her shoulder?

---

---

---



Q2 What happened to the dog's tooth?

---

---

---



Q3 What happened to the man?

---

---

---

# Exercise

## Missing Information

Complete each sentence.

1 So \_\_\_\_\_ do I know I've \_\_\_\_\_ your bus \_\_\_\_\_?

그럼 내가 너네 버스 정류장에 도착했다는 걸 어떻게 알 수 있어?

2 Sorry, I \_\_\_\_\_ for a \_\_\_\_\_ around the block.

미안해, 근처에서 조깅을 했어.

3 I think it's a \_\_\_\_\_ at the \_\_\_\_\_ from here.

여기부터 두 번째에 나오는 신호등에서 오른쪽으로 가면 될 것 같아.

4 I think we're \_\_\_\_\_, let's just stop and ask \_\_\_\_\_.

우리 길을 잃은 것 같은데, 잠깐 멈춰서 길을 물어보자.

5 I'm \_\_\_\_\_, I need to fill up.

가스가 떨어져 가고 있어서, 채워야 하는데.



## Dictation

Listen carefully and write a sentence in the blank.

1

---

2

---

3

---

4

---

# Challenge



## Problem Solving

You have a problem given below.  
Think about the problem and complete the solutions.

### Problem

Your car is running low on gas. The nearest gas station is coming up very soon.  
What should you do to prevent your car from running out of gas?

### Solutions

- \_\_\_\_\_ the next exit and \_\_\_\_\_ gas.
- Drive \_\_\_\_\_ to the gas station.
- \_\_\_\_\_ the air condition.

### Word Box

off      till      turn      fill      get      up

Think about the solutions above.  
Write your own solution in the blank, and say it aloud.

\_\_\_\_\_

\_\_\_\_\_

\_\_\_\_\_

	Teacher	Parent
✓		



온라인 학습은 모두 마쳤나요?  
스스로 평가해 보세요.  
Perfect  Good  Not bad

## \* Word Power

Translate each word into Korean or English.

- |              |                      |              |                      |
|--------------|----------------------|--------------|----------------------|
| 1 disposal   | <input type="text"/> | 6 당황케 하다     | <input type="text"/> |
| 2 bilingual  | <input type="text"/> | 7 결론 짓다, 끝내다 | <input type="text"/> |
| 3 accordance | <input type="text"/> | 8 늘어진, 느슨한   | <input type="text"/> |
| 4 aspire     | <input type="text"/> | 9 주의, 조심하다   | <input type="text"/> |
| 5 nestle     | <input type="text"/> | 10 주입, 주사    | <input type="text"/> |

## Meet the Nyms!

Find the appropriate **antonyms** for each word.

- |             |                      |            |                      |
|-------------|----------------------|------------|----------------------|
| 1 same      | <input type="text"/> | 5 adult    | <input type="text"/> |
| 2 end       | <input type="text"/> | 6 full     | <input type="text"/> |
| 3 expensive | <input type="text"/> | 7 cheap    | <input type="text"/> |
| 4 afraid    | <input type="text"/> | 8 remember | <input type="text"/> |

### Word Box

start brave cheap another empty infant forget expensive

## Check Up!


Complete the sentences using **Word Power**.

- 1 Their reaction \_\_\_\_\_ him.  
그들의 반응은 그를 경악하게 했다.
- 2 An anesthetic was administered by \_\_\_\_\_.  
주사를 통해 마취제가 투여되었다.

# Practice



Look at the picture. Complete the story and say it aloud.



a A woman is asking the attendant

that \_\_\_\_\_

\_\_\_\_\_.

b The attendant is telling her that

\_\_\_\_\_

\_\_\_\_\_

c The attendant is telling her that

\_\_\_\_\_

\_\_\_\_\_

## Word Box

could every there cost city tour

# Exercise

## Missing Information

Complete each sentence.

1 They're \_\_\_\_\_ near the \_\_\_\_\_ along with \_\_\_\_\_.

안내 데스크 근처에 관광 안내도와 함께 구비되어 있습니다.

2 Yes, there is a bus that comes \_\_\_\_\_.

네, 30분마다 버스가 있습니다.

3 How \_\_\_\_\_ it \_\_\_\_\_?

비용은 얼마가요?

4 Is there a shopping center \_\_\_\_\_?

근처에 쇼핑센터가 있습니까?

5 \_\_\_\_\_ one five blocks away.

블록을 5개 지나면 하나 있습니다.



## Dictation

Listen carefully and write a sentence in the blank.

1

---

2

---

3

---

4

---

# Challenge



## Problem Solving

You have a problem given below.  
Think about the problem and complete the solutions.

### Problem

There are many different types of city tours. Some tours can be boring and some can be worthwhile. To prevent yourself from going on a boring tour, what can you do to make sure your tour will be enjoyable?

### Solutions

- Go on the internet to \_\_\_\_\_.
- \_\_\_\_\_ regarding on the tour they went on.
- Buy a \_\_\_\_\_ that contains a list of \_\_\_\_\_.

### Word Box

review    tourist    about    previous    city    guidebook

Think about the solutions above.  
Write your own solution in the blank, and say it aloud.

\_\_\_\_\_

\_\_\_\_\_

\_\_\_\_\_

	Teacher	Parent
✓		



온라인 학습은 모두 마쳤나요?  
스스로 평가해 보세요.  
Perfect  Good  Not bad

## \* Word Power

Translate each word into Korean or English.

- |               |                      |              |                      |
|---------------|----------------------|--------------|----------------------|
| 1 abate       | <input type="text"/> | 6 보수(주의)적인   | <input type="text"/> |
| 2 poisonous   | <input type="text"/> | 7 호의적인, 좋은   | <input type="text"/> |
| 3 irritate    | <input type="text"/> | 8 공간, 빈 자리   | <input type="text"/> |
| 4 affirmative | <input type="text"/> | 9 저항, 적대, 반대 | <input type="text"/> |
| 5 barter      | <input type="text"/> | 10 자외선       | <input type="text"/> |

## \* Meet the Nyms!

Find the appropriate **synonyms** for each word.

- |        |                      |           |                      |
|--------|----------------------|-----------|----------------------|
| 1 get  | <input type="text"/> | 5 high    | <input type="text"/> |
| 2 send | <input type="text"/> | 6 change  | <input type="text"/> |
| 3 room | <input type="text"/> | 7 fight   | <input type="text"/> |
| 4 game | <input type="text"/> | 8 clothes | <input type="text"/> |

### Word Box

space receive ship war sport turn tall fashion

## Check Up!

Complete the sentences using the **Word Power**.

- Steps are to be taken to \_\_\_\_\_ pollution.  
오염을 줄이기 위한 조치들이 취해져야 한다.
- The local people \_\_\_\_\_ wheat for tools.  
지역민들은 밀과 도구를 물물교환했다.



# Practice



Look at the picture. Answer the question with a full sentence and say it aloud.




Q1 What happened to the girl?

---

---

---



Q2 What happened to the old man?

---

---

---



Q3 What happened to the runner's ankle?

---

---

---

# Exercise

## Missing Information

Complete each sentence.

- 1 Go to the bus stop and \_\_\_\_\_ 28 to Davis Ville \_\_\_\_\_.  
버스 정류장으로 가서 데이비스빌 역으로 가는 28번 버스를 타세요.
- 2 Can you tell me \_\_\_\_\_ bus stop?  
버스 정류장은 어떻게 가죠?
- 3 Well, go to \_\_\_\_\_, and turn left.  
음, 이 골목 끝으로 가서, 좌회전하세요.
- 4 \_\_\_\_\_, past the gas station, and turn left again at the \_\_\_\_\_.  
주유소를 지나 쪽 직진한 다음, 신호등에서 다시 좌회전하세요.
- 5 That \_\_\_\_\_.  
먼 것 같네요.



## Dictation

Listen carefully and write a sentence in the blank.

- 1 \_\_\_\_\_
- 2 \_\_\_\_\_
- 3 \_\_\_\_\_
- 4 \_\_\_\_\_

# Challenge



## Problem Solving

You have a problem given below.  
Think about the problem and complete the solutions.

### Problem

You're at a new place and you need directions to the subway station.  
Who would you ask for directions?

### Solutions

- \_\_\_\_\_ the local \_\_\_\_\_ for directions to the subway.
- \_\_\_\_\_ a local pedestrian and ask for directions.
- \_\_\_\_\_ a local store and ask for directions.

### Word Box

police      into      stop      ask

Think about the solutions above.  
Write your own solution in the blank, and say it aloud.

\_\_\_\_\_

\_\_\_\_\_

\_\_\_\_\_

	Teacher	Parent
✓		

# Checking Out



온라인 학습은 모두 마쳤나요?  
스스로 평가해 보세요.

Perfect  Good  Not bad

## \* Word Power

Translate each word into Korean or English.

- |              |                      |            |                      |
|--------------|----------------------|------------|----------------------|
| 1 inclined   | <input type="text"/> | 6 진흙(투성이)의 | <input type="text"/> |
| 2 rustle     | <input type="text"/> | 7 약사       | <input type="text"/> |
| 3 arrogant   | <input type="text"/> | 8 자필서명, 사인 | <input type="text"/> |
| 4 transplant | <input type="text"/> | 9 우울하게 하다  | <input type="text"/> |
| 5 rebuke     | <input type="text"/> | 10 현재의, 지금 | <input type="text"/> |

## \* Meet the Nyms!

Find the appropriate **antonyms** for each word.

- |         |                      |             |                      |
|---------|----------------------|-------------|----------------------|
| 1 tired | <input type="text"/> | 5 cold      | <input type="text"/> |
| 2 empty | <input type="text"/> | 6 often     | <input type="text"/> |
| 3 have  | <input type="text"/> | 7 send      | <input type="text"/> |
| 4 carry | <input type="text"/> | 8 dangerous | <input type="text"/> |

### Word Box

fresh   hold   safe   full   never   receive   give   hot

## Check Up!

Complete the sentences using the **Word Power**.

- The dead leaves \_\_\_\_\_ in the wind.  
가랑잎이 바람에 바스락거린다.
- The teacher \_\_\_\_\_ him for not doing his assignment.  
선생님은 그가 숙제를 하지 않아서 혼냈다.

# Practice



Look at the picture. Complete the story and say it aloud.



a She \_\_\_\_\_

\_\_\_\_\_

b She \_\_\_\_\_

She \_\_\_\_\_

c The attendant is saying, \_\_\_\_\_

\_\_\_\_\_

\_\_\_\_\_

## Word Box

would    charge    check-out    correct    high    include

# Exercise

## Missing Information

Complete each sentence.

- 1 The \_\_\_\_\_ is 3:00 p.m.  
체크아웃은 오후 3시까지 가능합니다.
- 2 Yes. Your \_\_\_\_\_ \$1,400.  
네, 총 1,400달러입니다.
- 3 I don't think this bill is \_\_\_\_\_. It \_\_\_\_\_.  
청구서가 틀린 것 같은데요. 요금이 좀 많은 것 같아요.
- 4 Your bill \_\_\_\_\_ your \_\_\_\_\_.  
청구서에는 룸서비스 이용료가 포함되어 있습니다.
- 5 \_\_\_\_\_ American Express card?  
American Express 카드도 받나요?



## Dictation

Listen carefully and write a sentence in the blank.

- 1 \_\_\_\_\_
- 2 \_\_\_\_\_
- 3 \_\_\_\_\_
- 4 \_\_\_\_\_

# Challenge



## Problem Solving

You have a problem given below.  
Think about the problem and complete the solutions.

### Problem

You're checking out of your hotel room.  
You ask for the bill but the bill came out to be expensive.  
You're not sure why the bill came out to be so high. What should you do?

### Solutions

- \_\_\_\_\_ about all the past room services that \_\_\_\_\_.
- Get the receipt and \_\_\_\_\_.
- \_\_\_\_\_ why the bill is so expensive.

### Word Box

use      bill      front      ask

Think about the solutions above.  
Write your own solution in the blank, and say it aloud.

\_\_\_\_\_

\_\_\_\_\_

\_\_\_\_\_

	Teacher	Parent
✓		



## Directions

- So how do I know I've reached your bus stop?
- You'll see a big plaza with coffee shops.
- Where were you this morning? I looked everywhere for you.
- Sorry, I went out for a jog around the block.
- I think it's a right at the second lights from here.
- I think we're lost, let's just stop and ask for directions.
- I'm running low on gas, I need to fill up.
- The nearest gas station is on the next corner.
- What happened to her shoulder?
- She dislocated it while doing gymnastics.
- What happened to the dog's tooth?
- He broke it while chewing on a bone.
- What happened to the man?
- He got fired at the factory.

## Vocabulary

1 advisedly	신중하게	2 advance	전진, 향상하다	3 solitude	고독, 독거
4 autobiography	자서전	5 plaza	광장, 쇼핑센터	6 jog	조깅하다
7 organism	유기체	8 ascertain	확인, 확정하다	9 gymnastics	체조, 운동
10 dislocate	움기다; 삐게 하다				





## Exploring City

- Could I please get a city map?
- They're located near the reception desk along with tourist guides.
- Are there any city tours?
- Yes, there is a bus that comes every thirty minutes.
- And how long is the city tour?
- It's about four hours.
- And how much does it cost?
- The city tour costs forty dollars.
- Is there a shopping center near here?
- There is one five blocks away.

1 disposal 처분, 정리  
4 bilingual 2개 국어를 하는  
7 accordance 일치, 조화  
10 aspire 열망, 포부를 가지다

2 dismay 당황케 하다  
5 conclude 결론 짓다, 끝내다  
8 slack 늘어진, 느슨한

3 nestle 편안하게 드러눕다  
6 beware 주의, 조심하다  
9 injection 주입, 주사



## The Station

- How do I get to the subway station?
- Go to the bus stop and take the 28 to Davis Ville Station.
- Can you tell me how to get to the bus stop?
- Well, go to the end of this block, and turn left.
- Okay, left at the end of the block. And then?
- Go straight, past the gas station, and turn left again at the lights.
- That seems far.
- It isn't. You'll see the bus stop from the corner.
- What happened to the girl?
- Her trip to France got canceled.
- What happened to the old man?
- He got sick and went to the hospital.
- What happened to the runner's ankle?
- He twisted it while running.

### Vocabulary

1 abate	감소, 완화시키다	2 conservative	보수(주의)적인	3 barter	물물교환(하다)
4 poisonous	유독한	5 favorable	호의적인, 좋은	6 resistance	저항, 적대, 반대
7 irritate	짜증나게 하다	8 vacancy	공간, 빈 자리	9 ultraviolet	자외선
10 affirmative	긍정의				



## Checking Out

- I'd like a late check-out, please.
- The latest check-out available is 3:00 p.m.
- May I see my bill?
- Yes. Your bill comes to \$1,400.
- I don't think this bill is correct. It seems a little high.
- Your bill includes your room service charges.
- Do you accept American Express card?
- Yes, of course.
- And would you call me a taxi, please?
- Yes. A taxi will be here in thirty minutes.

1 inclined 하고 싶은, 내키는  
4 rustle 바스락거리다  
7 arrogant 거만한, 건방진  
10 transplant 이식, 이주시키다

2 muddy 진흙(투성이)의  
5 pharmacist 약사  
8 autograph 자필서명, 사인

3 rebuke 비난하다, 꾸짖다  
6 depress 우울하게 하다  
9 currently 현재의, 지금



온라인 학습은 모두 마쳤나요?  
스스로 평가해 보세요.

Perfect  Good  Not bad

## \* Word Power

Translate each word into Korean or English.

- |              |                      |            |                      |
|--------------|----------------------|------------|----------------------|
| 1 observe    | <input type="text"/> | 6 명백한, 분명한 | <input type="text"/> |
| 2 zoology    | <input type="text"/> | 7 연구, 수색   | <input type="text"/> |
| 3 habitat    | <input type="text"/> | 8 동물학자     | <input type="text"/> |
| 4 microscope | <input type="text"/> | 9 가능한      | <input type="text"/> |
| 5 scientist  | <input type="text"/> | 10 실험실     | <input type="text"/> |

## \* Idiom Power

Read each idiom and speak each sentence aloud.

- 1 in order to ~                      ~ 하기 위해

→ They observe animals **in order to** learn about animal life.                      그들은 동물들의 삶에 대해 배우기 위해 동물들을 관찰한다.
- 2 as much as possible              가능한 많이

→ They observe animals in order to learn **as much as possible** about animal life.              그들은 동물들의 삶에 대해 가능한 많이 배우기 위해 동물들을 관찰한다.
- 3 die off                                      하나씩 죽어가다, 멸종되다

→ Zoologists want to preserve the animal's homes so they don't **die off**.                      동물학자들은 그들이 멸종되지 않도록 동물들의 서식처가 지켜지길 바란다.

## Check Up!

Write the correct idiom in each blank.


- 1 You should start now \_\_\_\_\_ finish your term paper.  
네 학기말 리포트를 끝내려면, 지금 시작해야 해.
- 2 You need to make spare \_\_\_\_\_.  
가능한 많이 절약해야 한다.
- 3 The five sisters grew old and \_\_\_\_\_ one by one.  
그 다섯 자매들은 나이를 먹으면서 한 사람씩 죽었다.

# Look & Think



Look at the picture and answer the question in English.

Q 동물학자들은 어떤 과학자들인지 알맞은 답을 쓰시오.



---

---

---

Q 동물학자들은 대부분 어떤 곳에서 연구를 하는지 알맞은 답을 쓰시오.




---

---

---

Q 동물학자들이 사용하는 도구와 하는 일에 대해서 알맞은 답을 쓰시오.



---

---

---

## Read & Match

Read each word and match the correct meaning.

- |   |            |   |     |  |
|---|------------|---|-----|--|
| 1 | zoology    | • | • a | A person who is an expert in one kind of science                   |
| 2 | habitat    | • | • b | The branch of biology that deals with animals                      |
| 3 | microscope | • | • c | The place or area where a plant or animal naturally lives and grow |
| 4 | laboratory | • | • d | A place with equipment for doing scientific experiments            |
| 5 | scientist  | • | • e | A device with a lens that makes things look larger                 |

## True or False

The following sentences may have errors.

Mark true or false. If false, correct and write the full sentence.

- 1 Animals come in all different shape and size.

T  F

→ \_\_\_\_\_

- 2 Some are different looking and others have body parts something like humans.

T  F

→ \_\_\_\_\_

- 3 Zoologists want to preserve the animal's homes so they die off.

T  F

→ \_\_\_\_\_

- 4 Then they write all the informations in a report.

T  F

→ \_\_\_\_\_

# Write Up!



Q1 Find the main idea and summarize it into 1 or 2 sentences.

## Q2 Substitution Drill

The bold part in each given sentence is a useful expression. Write it in each blank and read it aloud.

1 They observe animals **in order to** learn about animal life.

\_\_\_\_\_ (express)  
난 급행열차 시간에 맞출 수 있도록 일찍 일어났다.

\_\_\_\_\_ (codecs)  
우린 그걸 논의하기 위해 지금 당장 만나야 해.

\_\_\_\_\_ (codecs)  
이 응용 프로그램을 사용하려면 오디오 코덱을 설치하세요.

2 Zoologists want to preserve the animal's homes so they don't **die off**.

\_\_\_\_\_ (tribe)  
그 종족은 몇 천 년 전에 죽어 멸망했다.

\_\_\_\_\_ (starve)  
트롤들은 굶으면 멸종되어 버리는 경향이 있다.

\_\_\_\_\_ (suspicion)  
직원에 대한 의심은 선거 후에도 사라지지 않았다.

### TIP

#### in order to ~

'~하기 위해' 라는 뜻이다.  
to 뒤에는 동사원형이 오는 것에 주의하자.

#### die off

'하나씩 죽어가다, 멸종되다' 는 뜻이다. '하나씩 죽어가다' 고 할 때에는 '그래서 결국 하나도 남지 않았다' 는 뜻을 포함하고 있다.

	Teacher	Parent
✓		



온라인 학습은 모두 마쳤나요?  
스스로 평가해 보세요.  
Perfect  Good  Not bad

## \* Word Power

Translate each word into Korean or English.

- |   |               |                      |    |            |                      |
|---|---------------|----------------------|----|------------|----------------------|
| 1 | courtesy      | <input type="text"/> | 6  | 대학교        | <input type="text"/> |
| 2 | qualification | <input type="text"/> | 7  | 주제, 과제     | <input type="text"/> |
| 3 | credential    | <input type="text"/> | 8  | 획득하다, 달성하다 | <input type="text"/> |
| 4 | perceive      | <input type="text"/> | 9  | (단과) 대학    | <input type="text"/> |
| 5 | professional  | <input type="text"/> | 10 | 지나가다, 통과하다 | <input type="text"/> |

## \* Idiom Power

Read each idiom and speak each sentence aloud.

- 1 provide ~ for ...                      ...에게 ~을 제공하다

→ A teacher is a person who **provides** schooling **for** students.                      교사는 학생들에게 학교 교육을 제공하는 사람이다.
- 2 be sure ~                                      ~함을 확신하다, 확실히 ~하다고 여기다

→ Teachers must **be sure** students can pass tests.                      교사들은 학생들이 시험에 합격할 수 있다고 확신해야 한다.
- 3 do well on ~                                      ~을 잘하다, 잘 보다

→ Students did not **do well on** tests.                      학생들이 시험을 잘 보지 못했다.

## Check Up!

Write the correct idiom in each blank.

- 1 You must \_\_\_\_\_ information \_\_\_\_\_ all people.  
모든 사람들에게 정보를 제공해야 해.
- 2 \_\_\_\_\_ you'll feel better soon.  
금방 좋아지실 거예요.
- 3 I didn't \_\_\_\_\_ very \_\_\_\_\_ my last test.  
난 지난번 시험을 아주 잘 보진 못했어.




# Look & Think



Think about the given situation.  
Look at the picture and answer the question in English.

교사(teacher)에 대해 설명한 그림을 각각 묘사해 보세요.



---

---

---

---



---

---

---

---



---

---

---

---

## Word Box

professional    perceive    well    pay    credential    qualification

## Read & Match

Read each word and match the correct meaning.

- |   |              |   |     |   |
|---|--------------|---|-----|---|
| 1 | courtesy     | • | • a | Having to do with a line of work that requires years of special study |
| 2 | credential   | • | • b | Behavior based on good manners and thoughtfulness of others           |
| 3 | perceive     | • | • c | To gain, acquire, or earn, usually by planning or making an effort    |
| 4 | professional | • | • d | To see, notice, or realize something                                  |
| 5 | obtain       | • | • e | Proof of ability or trustworthiness                                   |

## True or False

The following sentences may have errors.

Mark true or false. If false, correct and write the full sentence.

- 1 Some teachers teach one subject.

T  F

→ \_\_\_\_\_

- 2 Teachers must pass many tests to show they will be a good teacher.

T  F

→ \_\_\_\_\_

- 3 Most teacher really like children and want to help them.

T  F

→ \_\_\_\_\_

- 4 Teachers are not paid as much money as other jobs.

T  F

→ \_\_\_\_\_

# Write Up!



Q1 Find the main idea and summarize it into 1 or 2 sentences.

## Q2 Substitution Drill

The bold part in each given sentence is a useful expression. Write it in each blank and read it aloud.

1 A teacher is a person who **provides** schooling **for** students.

\_\_\_\_\_ (public)  
우리는 대중들에게 서비스를 제공하기 위해 여기 있는 것이다.

\_\_\_\_\_ (continue)  
그것들은 지친 사람들에게 그늘을 제공한다.

\_\_\_\_\_ (continue)  
신기술들에 계속해서 돈을 공급하십시오.

2 Students did not **do well on** tests.

\_\_\_\_\_ (done)  
그녀는 첫 시험을 잘 치렀다.

\_\_\_\_\_ (done)  
우리는 그 판매 건에 대해서 잘 해 왔어.

\_\_\_\_\_ (done)  
그는 주식 시장에서 아주 잘 했어(돈을 많이 벌었어).

### TIP

#### provide ~ for ...

'...에게 ~을 제공하다' 는 뜻이다. provide ... with ~ 라고 하면 사람과 사물의 자리가 바뀌는 것에 주의하자.

#### do well on ~

'~을 잘 하다, 잘 보다' 는 뜻이다. 시험 등을 볼 때 종종 사용된다.

	Teacher	Parent
✓		



온라인 학습은 모두 마쳤나요?  
스스로 평가해 보세요.

Perfect  Good  Not bad

## \* Word Power

Translate each word into Korean or English.

- |               |                      |                |                      |
|---------------|----------------------|----------------|----------------------|
| 1 description | <input type="text"/> | 6 상담하다         | <input type="text"/> |
| 2 Cheyenne    | <input type="text"/> | 7 부족, 종족       | <input type="text"/> |
| 3 remains     | <input type="text"/> | 8 논리           | <input type="text"/> |
| 4 split       | <input type="text"/> | 9 죽음           | <input type="text"/> |
| 5 tepee       | <input type="text"/> | 10 강요된, 억지로 하는 | <input type="text"/> |

## \* Idiom Power

Read each idiom and speak each sentence aloud.

- 1 be forced to ~                      ~하도록 강요당하다

→ The Native Americans **were forced to** live in small areas.                      미국 원주민들은 조그마한 지역에 살도록 강요당했다.
- 2 be split into ~                      ~로 나뉘다

→ They **are split into** groups called tribes.                      그들은 부족이라고 하는 집단으로 나뉜다.
- 3 ways of ~                      ~하는 방식

→ Each tribe has their own language and **ways of** doing things.                      각각의 부족은 그들 고유의 언어와 행동양식을 갖고 있다.

## Check Up!

Write the correct idiom in each blank.

- The enemy \_\_\_\_\_ retreat.  
적군은 후퇴할 수 밖에 없었다.
- Russia, after the first revolution, \_\_\_\_\_ two opponent powers.  
러시아는 1차 혁명 이후 2개의 적대세력으로 나뉘었다.
- Do you know the concrete \_\_\_\_\_ enhancing creativity?  
창의력을 향상시키는 구체적인 방법이 있나요?

# Look & Think

Look at the picture and answer the question in English.

Q 미국 원주민들은 왜 조그만 지역에 살게 되었는지 알맞은 답을 쓰시오.




---

---

---

Q 북서부 지역의 부족들이 뭘 했는지 알맞은 답을 쓰시오.



---

---

---

Q 미국 중서부 지역의 인디언들은 뭘 했는지 알맞은 답을 쓰시오.



---

---

---

## Read & Match

Read each word and match the correct meaning.

- |   |             |   |   |   |  |
|---|-------------|---|---|---|--|
| 1 | logic       | • | • | a | The study of the principles of reasoning   |
| 2 | remains     | • | • | b | The act of using words to give a clear picture of something                        |
| 3 | split       | • | • | c | To burst or separate into parts or layers  |
| 4 | tribe       | • | • | d | A group of people of the same race, language, and customs                          |
| 5 | description | • | • | e | What is left after something has been eaten or destroyed, or after time has passed |

## True or False

The following sentences may have errors.

Mark true or false. If false, correct and write the full sentence.

- 1 The Native Americans were the last people to live in North America.

T  F

→ \_\_\_\_\_

- 2 Each tribe has their own language and ways of doing things.

T  F

→ \_\_\_\_\_

- 3 In the Midwest area of America, Indians would hunt buffalo and ride horses.

T  F

→ \_\_\_\_\_

- 4 They believe that everything in life is related and remains connected even after death.

T  F

→ \_\_\_\_\_

# Write Up!



Q1 Find the main idea and summarize it into 1 or 2 sentences.

---

## Q2 Substitution Drill

The bold part in each given sentence is a useful expression. Write it in each blank and read it aloud.

1 The Native Americans **were forced to** live in small areas.

\_\_\_\_\_ (resign)  
대통령은 사임을 강요받았다.

\_\_\_\_\_ (troop, withdraw)  
정부군은 후퇴할 수 밖에 없었다.

\_\_\_\_\_   
그 과학자들은 이 이론을 받아들일 수 밖에 없었다.

2 They **are split into** groups called tribes.

\_\_\_\_\_   
이 캐릭터는 두 사람으로 나뉜다.

\_\_\_\_\_   
의회는 둘로 갈라졌다.

\_\_\_\_\_   
그 목록은 두 그룹, A와 B로 나뉜다.

### TIP

#### be forced to ~

'~하도록 강요당하다' 는 뜻이다.  
보통 뒤에는 동사원형이 온다.

#### be split into ~

'~로 나뉜다' 는 뜻이다.

	Teacher	Parent
✓		



온라인 학습은 모두 마쳤나요?  
스스로 평가해 보세요.

Perfect  Good  Not bad

## \* Word Power

Translate each word into Korean or English.

- |             |                      |            |                      |
|-------------|----------------------|------------|----------------------|
| 1 contagion | <input type="text"/> | 6 숲, 삼림    | <input type="text"/> |
| 2 luau      | <input type="text"/> | 7 진료소      | <input type="text"/> |
| 3 volcano   | <input type="text"/> | 8 예식, 의식   | <input type="text"/> |
| 4 erupt     | <input type="text"/> | 9 위치를 알아내다 | <input type="text"/> |
| 5 therapy   | <input type="text"/> | 10 진단      | <input type="text"/> |

## \* Idiom Power

Read each idiom and speak each sentence aloud.

- located in ~ ~에 위치한, 자리잡고 있는

→ Hawaii is a group of islands **located in** the Pacific Ocean. 하와이는 태평양에 위치한 군도다.
- be filled with ~ ~로 가득하다

→ Hawaii **is filled with** many different types of people. 하와이는 다양한 인종의 사람들로 가득하다.
- be known for ~ ~로 알려지다

→ Hawaii **is known for** its Luaus. 하와이는 Luau로 알려져 있다.

## Check Up!

Write the correct idiom in each blank.

- Statues are \_\_\_\_\_ an outdoor area.  
동상들이 바깥에 놓여져 있다.
- The room \_\_\_\_\_ the fragrance of roses.  
방에는 장미 향기가 가득했다.
- The hotel \_\_\_\_\_ its excellent cuisine.  
그 호텔은 훌륭한 요리로 유명하다.



# Look & Think



Look at the email sentences.  
Write the appropriate sentences for the blanks.

**Q** 하와이 여행을 가려고 친구에게 이메일을 보내는 상황이다. 순서대로 제시되어 있는 이메일을 읽고, 우리말 힌트를 참고하여 비어있는 문장들을 완성한 다음, 아래 빈칸에 한 번 더 쓰시오.

Dear Eric,

- I will \_\_\_\_\_ (여름에 하와이를 갈 예정)
- I heard \_\_\_\_\_ (하와이의 아름다운 해변)
- I am interested in surfing, but don't know how.
- Will \_\_\_\_\_ (해변에 서핑 강사가 있는지 질문)
- I am \_\_\_\_\_ (하와이에서의 루아우에 대한 기대)
- I am excited about \_\_\_\_\_ (하와이 여행에 대한 흥분)
- I hope \_\_\_\_\_ (곧 만나게 될 것에 대한 인사)

Thank you.

Roy

## Word Box

available    instructor    known    surfing    enjoy

SEND

To \_\_\_\_\_

Title \_\_\_\_\_

---

---

---

---

---

---

## Read & Match

Read each word and match the correct meaning.

- |             |   |     |  |
|-------------|---|-----|--|
| 1 contagion | • | • a | A formal act that is performed on a special occasion   |
| 2 ceremony  | • | • b | The treatment of a sickness or a disability  |
| 3 volcano   | • | • c | Spread of disease by physical contact  |
| 4 erupt     | • | • d | To break out or burst forth suddenly   |
| 5 therapy   | • | • e | An opening in the earth's surface through which fire, lava, dust, ashes, and gases burst forth |

## True or False

The following sentences may have errors.

Mark true or false. If false, correct and write the full sentence.

- 1 These beautiful islands are most made of beaches and tropical forests.

T  F

→ \_\_\_\_\_

- 2 Hawaii is filled with many different types of people.

T  F

→ \_\_\_\_\_

- 3 Hawaii is known to its Luaus.

T  F

→ \_\_\_\_\_

- 4 This means the islands are still getting bigger.

T  F

→ \_\_\_\_\_

# Write Up!



Q1 Find the main idea and summarize it into 1 or 2 sentences.

## Q2 Substitution Drill

The bold part in each given sentence is a useful expression. Write it in each blank and read it aloud.

1 Hawaii **is filled with** many different types of people.

\_\_\_\_\_ (shiny)  
진열장은 반짝거리는 새 구두로 가득 차 있었다.

\_\_\_\_\_ (aroma)  
사무실이 커피 향으로 가득하다.

\_\_\_\_\_ (cell, hydrogen)  
그 전지는 수소라고 불리는 가스로 가득 차 있다.

2 Hawaii **is known for** its Luaus.

\_\_\_\_\_ (slyness)  
부산은 그 곳의 해산물로 유명하다.

\_\_\_\_\_ (slyness)  
여우는 교활하다고 알려져 있다.

\_\_\_\_\_ (realism)  
그녀는 현실주의와 삶에 대한 지혜로 알려져 있다.

### TIP

#### be filled with ~

'~로 가득하다' 는 뜻이다.  
이 표현을 쓰면 수동태 문장이 되기 때문에, 능동태 문장에서는 with 다음에 있는 명사가 주어가 된다.

#### be known for ~

'~로 유명하다' 는 뜻이다.  
be known as ~ 도 비슷한 뜻이긴 한데, for를 썼을 때에는 '그것 때문에 유명해지게 됐다' 는 뜻이다..

	Teacher	Parent
✓		



## Zoologist

- Animals come in all different shapes and sizes.
- Some are different looking and others have body parts something like humans.
- Zoology is the study of animal life.
- Zoologists are scientists who study animals.
- They observe animals both in their natural habitats and in the laboratory in order to learn as much as possible about animal life.
- Many zoologists do research in Africa because that is where monkeys, giraffes, and zebras live.
- Giraffes still live wild on the plains there.
- Zoologists want to preserve the animal's homes so they don't die off.
- Zoologists are like scientists.
- They use a microscope and a computer.
- Then they write all the information in a report.
- Animals are more than pets.
- They are part of nature.

### Vocabulary

1 observe	보다, 관찰하다	2 plain	명백한, 분명한	3 scientist	과학자
4 zoology	동물학	5 research	연구, 수색	6 possible	가능한
7 habitat	서식지, 거주지	8 zoologist	동물학자	9 laboratory	실험실
10 microscope	현미경				



## Teacher

- In education, a teacher is a person who provides schooling for students.
- In many countries, a person who wishes to become a teacher must first obtain professional qualifications or credentials from a university or college.
- Some teachers teach one subject.
- Other teachers teach many subjects.
- Teachers must pass many tests to show they will be a good teacher.
- Most teachers really like children and want to help them.
- Teachers are not paid as much money as other jobs.
- They usually teach because they love it.
- Teachers must be sure students can pass tests.
- If students do not do well on tests, the teacher is perceived to be a bad teacher.

1	courtesy	예의(바름), 정중함	2	university	대학교	3	professional	직업의, 프로의
4	qualification	면허, 자격증	5	subject	주제, 과제	6	college	(단과) 대학
7	credential	자격, 적격	8	obtain	획득하다, 달성하다	9	pass	지나가다, 통과하다
10	perceive	지각하다, 이해하다						



## The Native Americans

- The Native Americans were the first people to live in North America.
- When people came from Europe to North America, they forced the Native Americans out of their land.
- The Native Americans were forced to live in small areas.
- These people are also called Indians.
- There are many different types of Indians.
- They are split into groups called tribes.
- Each tribe has their own language and ways of doing things.
- In the northwest area of America, tribes gathered seeds, nuts, and berries to eat.
- Each family lived in a tent so they could easily move and hunt animals.
- In the Midwest area of America, Indians would hunt buffalo and ride horses.
- Their houses were called tepees.
- The Cheyenne Indians have a custom of burying their dead in the trees.
- They believe that everything in life is related and remains connected even after death.

### Vocabulary

1 description	묘사, 설명	2 consult	상담하다	3 tepee	원뿔형 천막집
4 Cheyenne	샤이엔족	5 tribe	부족, 종족	6 death	죽음
7 remains	남아있는 것	8 logic	논리	9 forced	강요된, 억지로 하는
10 split	쪼개다, 찢다				



# Hawaii

- Hawaii is a group of islands located in the Pacific Ocean.
- It is a beautiful place with nice plants, trees and flowers.
- These beautiful islands are mostly made of the beaches and tropical forests.
- Hawaii is filled with many different types of people.
- There are people from Japan, America, Samoa, and many other places.
- Hawaiians work hard to protect their way of life.
- Hawaii was its own country until 1959.
- After 1959, it became a state in the United States of America.
- Hawaii makes most of its money from the people that visit the islands.
- Hawaii is known for its Luaus.
- A luau is a big party at the beach with Hawaiian dancers and lots of food.
- It's usually done for a baby's first birthday, or after a wedding ceremony, or to celebrate the death of someone.
- Many people surf in Hawaii.
- Volcanoes made the Hawaiian Islands.
- There are many volcanoes still erupting.
- This means the islands are still getting bigger.

1 contagion 전염, 감염  
4 luau 루아우  
7 volcano 화산  
10 erupt 분출, 폭발하다

2 forest 숲, 삼림  
5 clinic 진료소  
8 ceremony 예식, 의식

3 therapy 치료  
6 locate 위치를 알아내다  
9 diagnosis 진단



온라인 학습은 모두 마쳤나요?  
스스로 평가해 보세요.  
Perfect  Good  Not bad

## \* Word Power

Translate each word into Korean or English.

- |             |                      |             |                      |
|-------------|----------------------|-------------|----------------------|
| 1 cozy      | <input type="text"/> | 6 적응시키다     | <input type="text"/> |
| 2 barefoot  | <input type="text"/> | 7 즐거운, 명량한  | <input type="text"/> |
| 3 whichever | <input type="text"/> | 8 충분한, 흡족한  | <input type="text"/> |
| 4 postage   | <input type="text"/> | 9 종업원; 수반되는 | <input type="text"/> |
| 5 competent | <input type="text"/> | 10 배달       | <input type="text"/> |

## \* Meet the Nyms!

Find the appropriate **synonyms** for each word.

- |         |                      |           |                      |
|---------|----------------------|-----------|----------------------|
| 1 earth | <input type="text"/> | 5 last    | <input type="text"/> |
| 2 mad   | <input type="text"/> | 6 clothes | <input type="text"/> |
| 3 sad   | <input type="text"/> | 7 center  | <input type="text"/> |
| 4 end   | <input type="text"/> | 8 big     | <input type="text"/> |

### Word Box

middle   world   blue   closing   angry   dress   finish   large

## Check Up!

Complete the sentences using the **Word Power**.


- He's very \_\_\_\_\_ in his work.  
그는 자기 업무에 아주 능숙하다.
- Don't go \_\_\_\_\_ in public areas.  
공공장소에서 맨발로 다니지 말아라.



# Practice



Look at the picture. Answer the question with a full sentence and say it aloud.



Q1 What happened to the girl?

---

---

---



Q2 What happened to the man?

---

---

---



Q3 What is the boy doing?

---

---

---

# Exercise

## Missing Information

Complete each sentence.

- 1 This bridge is \_\_\_\_\_ to \_\_\_\_\_ alone at nighttime.  
이 다리 밑은 밤에 혼자 걷기엔 정말 무서워.
- 2 I could \_\_\_\_\_ beside this lake, it's \_\_\_\_\_.  
난 이 호수 옆에서 몇 시간이든 앉아 있을 수 있겠는데, 너무 편해.
- 3 It is peaceful, but I'd \_\_\_\_\_ in that boat \_\_\_\_\_!  
평화롭네, 하지만 난 저 보트에서 재미있게 노는 게 좋아!
- 4 I took a \_\_\_\_\_ this morning.  
오늘 아침에 해변을 따라 산책했어.
- 5 \_\_\_\_\_ of the road do people in your country \_\_\_\_\_ on?  
너희 나라 사람들은 도로의 어느 쪽에서 운전을 하니?



## Dictation

Listen carefully and write a sentence in the blank.

- 1 \_\_\_\_\_
- 2 \_\_\_\_\_
- 3 \_\_\_\_\_
- 4 \_\_\_\_\_

# Challenge



## Problem Solving

You have a problem given below.  
Think about the problem and complete the solutions.

### Problem

You're walking home by yourself at night. You're scared because it is getting dark.  
How would you get home?

### Solutions

- I would take the route that is \_\_\_\_\_.
- I would take the \_\_\_\_\_ home.
- I would start walking as \_\_\_\_\_.

### Word Box

brightest   fast   could   shortest   route

Think about the solutions above.  
Write your own solution in the blank, and say it aloud.

\_\_\_\_\_

\_\_\_\_\_

\_\_\_\_\_

	Teacher	Parent
✓		



온라인 학습은 모두 마쳤나요?  
스스로 평가해 보세요.  
Perfect  Good  Not bad

## \* Word Power

Translate each word into Korean or English.

- |                |                      |              |                      |
|----------------|----------------------|--------------|----------------------|
| 1 secure       | <input type="text"/> | 6 선택권, 옵션    | <input type="text"/> |
| 2 clumsy       | <input type="text"/> | 7 무선의        | <input type="text"/> |
| 3 code         | <input type="text"/> | 8 웹사이트, 홈페이지 | <input type="text"/> |
| 4 considerable | <input type="text"/> | 9 기쁨, 즐거움    | <input type="text"/> |
| 5 gradual      | <input type="text"/> | 10 다시 채우다    | <input type="text"/> |

## \* Meet the Nyms!

Find the appropriate **antonyms** for each word.

- |          |                      |          |                      |
|----------|----------------------|----------|----------------------|
| 1 big    | <input type="text"/> | 5 crazy  | <input type="text"/> |
| 2 gentle | <input type="text"/> | 6 ugly   | <input type="text"/> |
| 3 cute   | <input type="text"/> | 7 stop   | <input type="text"/> |
| 4 ask    | <input type="text"/> | 8 afraid | <input type="text"/> |

### Word Box

begin strong ugly beautiful bold answer small sane

## Check Up!


Complete the sentences using the **Word Power**.

- Recovery from the disease is very \_\_\_\_\_.  
그 병은 회복이 아주 더디다.
- His \_\_\_\_\_ fingers couldn't untie the knot.  
그의 서투른 손으로는 그 매듭을 풀 수가 없었다.

# Practice



Look at the picture. Complete the story and say it aloud.



a A woman is asking the attendant \_\_\_\_\_

---

---

b The attendant is telling her to \_\_\_\_\_

---

---

c The attendant \_\_\_\_\_

\_\_\_\_\_ It is sold

---

## Word Box

country dial calling international convenience

# Exercise

## Missing Information

Complete each sentence.

- 1 Do you know \_\_\_\_\_ is?  
국가번호를 아십니까?
- 2 How much does it \_\_\_\_\_?  
분당 통화료가 얼마인가요?
- 3 For \_\_\_\_\_, it's fifty cents \_\_\_\_\_.  
국제전화는 분당 50센트입니다.
- 4 Yes, I would \_\_\_\_\_ a \_\_\_\_\_.  
네, 전화카드를 사용하시기를 권해 드립니다.
- 5 You can get \_\_\_\_\_ at the \_\_\_\_\_ in the \_\_\_\_\_.  
로비 편의점에서 사실 수 있습니다.



## Dictation

Listen carefully and write a sentence in the blank.

- 1 \_\_\_\_\_
- 2 \_\_\_\_\_
- 3 \_\_\_\_\_
- 4 \_\_\_\_\_

# Challenge



## Problem Solving

You have a problem given below.  
Think about the problem and complete the solutions.

### Problem

You're in another country and you need to make a phone call internationally.  
But you don't know how to call out of country. What should you do?

### Solutions

- Buy a \_\_\_\_\_ . \_\_\_\_\_ has instructions on how to dial \_\_\_\_\_ .
- Call the \_\_\_\_\_ . They could connect you to \_\_\_\_\_ .
- Go online and search about \_\_\_\_\_ .

### Word Box

operator      international      calling

Think about the solutions above.  
Write your own solution in the blank, and say it aloud.

\_\_\_\_\_

\_\_\_\_\_

\_\_\_\_\_

	Teacher	Parent
✓		

# Finding the Tower



온라인 학습은 모두 마쳤나요?  
스스로 평가해 보세요.  
Perfect  Good  Not bad

## \* Word Power

Translate each word into Korean or English.

- |               |                      |            |                      |
|---------------|----------------------|------------|----------------------|
| 1 sane        | <input type="text"/> | 6 반어적인     | <input type="text"/> |
| 2 peal        | <input type="text"/> | 7 알맞은, 보통의 | <input type="text"/> |
| 3 frown       | <input type="text"/> | 8 익히다, 알다  | <input type="text"/> |
| 4 practicable | <input type="text"/> | 9 갈고리, 고리  | <input type="text"/> |
| 5 monotonous  | <input type="text"/> | 10 반응을 보이는 | <input type="text"/> |

## \* Meet the Nyms!

Find the appropriate **synonyms** for each word.

- |          |                      |           |                      |
|----------|----------------------|-----------|----------------------|
| 1 center | <input type="text"/> | 5 jump    | <input type="text"/> |
| 2 new    | <input type="text"/> | 6 act     | <input type="text"/> |
| 3 fun    | <input type="text"/> | 7 come    | <input type="text"/> |
| 4 ask    | <input type="text"/> | 8 example | <input type="text"/> |

### Word Box

arrive   play   spring   case   novel   middle   question   do

## Check Up!

Complete the sentences using the **Word Power**.

- She burst into \_\_\_\_\_ of laughter.  
그녀가 크게 웃음을 터뜨렸다.
- The scenery here is \_\_\_\_\_.  
여기 경치는 단조롭다.



# Practice



Look at the picture. Answer the question with a full sentence and say it aloud.



Q1 What is the man picking up?

---

---

---




Q2 What is the girl returning?

---

---

---



Q3 What is the man doing to his computer?

---

---

---

# Exercise

## Missing Information

Complete each sentence.

1 \_\_\_\_\_, can you tell me \_\_\_\_\_ to Harbourfront from here?

실례합니다만, 여기서 하버프론트로 어떻게 가는지 알려주시겠어요?

2 \_\_\_\_\_ all the way \_\_\_\_\_. Go under the bridge, to the very end.

이 도로를 쭉 따라서 내려가세요. 다리 아래쪽으로 가셔서, 맨 끝까지 가세요.

3 That's a \_\_\_\_\_ to go to the Tower. I can tell you a \_\_\_\_\_.

그쪽에서 타워까지는 멀어요. 여기서 가는 가까운 방법을 알려드릴게요.

4 Well, when you \_\_\_\_\_ the lakeshore, \_\_\_\_\_, \_\_\_\_\_.

그럼, 호숫가에 도착하시면, 오른쪽으로 돌아서, 계속 걸으세요.

5 It will be on your right. You \_\_\_\_\_.

오른쪽에 있을 거예요. 못 보고 지나칠 일은 없을 거예요.



## Dictation

Listen carefully and write a sentence in the blank.

1

---

2

---

3

---

4

---

# Challenge



## Problem Solving

You have a problem given below.  
Think about the problem and complete the solutions.

### Problem

I am planning to go to the museum today. My friend told me directions through the phone. I forgot to write it down and now I am confused.  
To prevent confusion, what should I do?

### Solutions

- I should \_\_\_\_\_ again for directions.
- I should \_\_\_\_\_ online and print it out.
- I should \_\_\_\_\_ with me.

### Word Box

directions      map      search      call

Think about the solutions above.  
Write your own solution in the blank, and say it aloud.

\_\_\_\_\_

\_\_\_\_\_

\_\_\_\_\_

	Teacher	Parent
✓		



온라인 학습은 모두 마쳤나요?  
스스로 평가해 보세요.

Perfect  Good  Not bad

## \* Word Power

Translate each word into Korean or English.

- |               |                      |                 |                      |
|---------------|----------------------|-----------------|----------------------|
| 1 stern       | <input type="text"/> | 6 개혁, 개선        | <input type="text"/> |
| 2 sympathetic | <input type="text"/> | 7 진지한, 열심인      | <input type="text"/> |
| 3 moan        | <input type="text"/> | 8 부지런한, 열심히 일하는 | <input type="text"/> |
| 4 thrifty     | <input type="text"/> | 9 하찮은, 사소한      | <input type="text"/> |
| 5 tramp       | <input type="text"/> | 10 끝내다, 마무리하다   | <input type="text"/> |

## \* Meet the Nyms!

Find the appropriate **synonyms** for each word.

- |         |                      |         |                      |
|---------|----------------------|---------|----------------------|
| 1 dim   | <input type="text"/> | 5 damp  | <input type="text"/> |
| 2 luck  | <input type="text"/> | 6 happy | <input type="text"/> |
| 3 like  | <input type="text"/> | 7 keep  | <input type="text"/> |
| 4 quick | <input type="text"/> | 8 place | <input type="text"/> |

### Word Box

unclear    location    glad    chance    hold    fast    enjoy    humid

## Check Up!


Complete the sentences using the **Word Power**.

- She has become \_\_\_\_\_ since she got married.  
그녀는 결혼하더니 알뜰해졌다.
- We \_\_\_\_\_ across the wet grass to look at the statue.  
우리는 그 조각상을 보기 위해 젖은 풀밭을 터벅터벅 걸으며 지나갔다.

# Practice



Look at the picture. Complete the story and say it aloud.



a A woman is asking the attendant if \_\_\_\_\_

---

---

b The attendant is telling her that \_\_\_\_\_

---

---

c But \_\_\_\_\_

\_\_\_\_\_ The attendant will \_\_\_\_\_

---

## Word Box

internet   working   provide   shortly   each   still

# Exercise

## Missing Information

Complete each sentence.

1 Yes, we \_\_\_\_\_ in \_\_\_\_\_ our hotel rooms.

네, 각 객실에서 인터넷을 이용하실 수 있습니다.

2 Yes, you'll just \_\_\_\_\_ to our system.

네, 저희 시스템에 등록하시기만 하면 됩니다.

3 \_\_\_\_\_, our internet is \_\_\_\_\_.

괜찮습니다. 저희 인터넷은 무선입니다.

4 I will send \_\_\_\_\_.

바로 직원을 보내드리겠습니다.

5 I need to \_\_\_\_\_ about the \_\_\_\_\_.

지하철 정보를 찾아야 하거든요.



## Dictation

Listen carefully and write a sentence in the blank.

1

---

2

---

3

---

4

---

# Challenge



## Problem Solving

You have a problem given below.  
Think about the problem and complete the solutions.

### Problem

You're in your hotel room and you need to connect to the internet.  
The hotel said that there was internet available in all the rooms.  
But if the internet isn't working, what could you do?

### Solutions

- Call the front and \_\_\_\_\_ the problem.
- Use your knowledge on \_\_\_\_\_ to fix the problem.
- \_\_\_\_\_ all the configurations on the computer are turned \_\_\_\_\_.

### Word Box

fix    correct    connect    someone    sure

Think about the solutions above.  
Write your own solution in the blank, and say it aloud.

\_\_\_\_\_

\_\_\_\_\_

\_\_\_\_\_

	Teacher	Parent
✓		



## Roads

- This bridge is so scary to walk under alone at nighttime.
- I hope you don't do that! That's dangerous!
- I could sit for hours beside this lake, it's so relaxing.
- It is peaceful, but I'd rather be in that boat having fun!
- I took a walk along the beach this morning.
- I saw you, barefoot and enjoying the sand!
- What side of the road do people in your country drive on?
- We drive on the right side of the road.
- What happened to the girl?
- She was scared to perform.
- What happened to the man?
- He got sick and stayed home.
- What is the boy doing?
- He is throwing out his old newspaper.

## Vocabulary

1 cozy	아늑한	2 adapt	적응시키다	3 competent	능력 있는
4 barefoot	맨발의	5 cheerful	즐거운, 명랑한	6 attendant	종업원; 수반되는
7 whichever	어느 것이든지	8 sufficient	충분한, 흡족한	9 delivery	배달
10 postage	우편 요금				





## International Call

- How do I make an international call using the phone in my hotel room?
- Do you know what the country code is?
- I think it's 001.
- Press "1" then the country code and then the number you would like to dial.
- How much does it cost per minute?
- For international calls, it's fifty cents a minute.
- Is there a cheaper option?
- Yes, I would recommend getting a calling card.
- Where do they sell calling cards?
- You can get one at the convenience store in the lobby.

1 secure 안전한  
4 clumsy 서투른, 어색한  
7 code 암호  
10 considerable 상당한, 중요한

2 option 선택권, 옵션  
5 wireless 무선의  
8 website 웹사이트, 홈페이지

3 gradual 점진적인, 단계적인  
6 delight 기쁨, 즐거움  
9 refill 다시 채우다

## Finding the Tower

- Pardon me, can you tell me how to get to Harbourfront from here?
- Follow this road all the way down. Go under the bridge, to the very end. That's Harbourfront.
- Oh, thank you. Do you know how to get to the CN Tower from there?
- That's a long way to go to the Tower. I can tell you a shorter way from here.
- That's okay. I want to see the lake first.
- I see. Well, when you reach the lakeshore, make a right, keep walking, and go up Rees Street.
- That's it? Which side is Rees Street on?
- It will be on your right. You won't miss it.
- What is the man picking up?
- He is picking up her clothes from the cleaners.
- What is the girl returning?
- She is returning her library books.
- What is the man doing to his computer?
- He is hooking up his new computer.

### Vocabulary

1 sane	제정신의, 건전한	2 ironical	반어적인	3 monotonous	단조로운, 지루한
4 peal	큰 소리; 종소리	5 moderate	알맞은, 보통의	6 hook	갈고리, 고리
7 frown	찌푸리다	8 acquaint	익히다, 알다	9 reactive	반응을 보이는
10 practicable	실행 가능한				



## Using the Internet

- Is there some place to use the internet?
- Yes, we provide internet service in each of our hotel rooms.
- Is it free?
- Yes, you'll just need to sign on to our system.
- I don't have any cables.
- Not a problem. Our internet is wireless.
- The internet is still not working.
- I will send someone up shortly.
- I need to look up information about the subway.
- Go to the subway website and all the information will be there.

1 stern 엄격한, 단호한

4 sympathetic 동정적인, 인정 있는

7 moan 신음 소리

10 thrifty 절약하는

2 reformation 개혁, 개선

5 earnest 진지한, 열심히

8 industrious 부지런한, 열심히 일하는

3 tramp 터벅터벅 걷다

6 trivial 하찮은, 사소한

9 terminate 끝내다, 마무리하다

# All That NEAT

## *All That* **NEAT**

National English Ability Test

**Level 3** Book 9

(주)아이비테크

[www.AllThatNEAT.kr](http://www.AllThatNEAT.kr)

아이비테크(주)의 허락 없이 이 책의 일부 또는 전부를 무단 복제, 전재, 발췌하는 것을 금합니다.