

All That NEAT

National English Ability Test

Level 3 **Book 3**

- NEAT 모든 유형 철저분석
- 유형별 문제를 수준별로 재구성
- 점진적 실력향상을 돕는 프로그램 구성
- 한국과정교육과정평가원의 최신 방침 반영
- 필수 어휘 및 다양한 문장 활용법 제시
- 온라인 학습 프로그램과의 블렌디드 학습



VISIONWORK
KOREA CO.

All That NEAT

Level 3

Book 3

CONTENTS

Unit 1	The Stone I	4
Unit 2	The Stone II	8
Unit 3	The Stone III	12
Unit 4	Ceramics	16
Unit 5	Review I	20
Unit 6	Personal Goods	24
Unit 7	Ordering Food	28
Unit 8	Personal Grooming	32
Unit 9	Finding the Terminal	36
Unit 10	Review II	40
Unit 11	Sketches	44
Unit 12	Photography	48
Unit 13	Watercolor Art	52
Unit 14	Mosaic	56
Unit 15	Review III	60
Unit 16	Grocery	64
Unit 17	Delayed Flight	68
Unit 18	Buying Groceries	72
Unit 19	Immigration	76
Unit 20	Review IV	80

What is All That NEAT?

All That NEAT 프로그램은 국가영어능력평가(NEAT)로 바뀌어 가는 국내 영어학습 환경에서, 효과적으로 국가영어능력평가를 준비하고 대비할 수 있도록 총 60개월, 5년 동안 운영되는 통합형 NEAT 대비학습 프로그램입니다. All That NEAT 프로그램은 언어의 4가지 기본 기능을 바탕으로 “습득”과 “활용” 그리고 “학습”과 “확장”의 원리에 입각하여 EFL 환경 하에서의 영어학습 효율을 극대화시킴으로써 시험 준비의 차원을 넘어 더욱 탁월한 영어활용능력을 배양할 수 있도록 도와줄 것입니다.

All That NEAT는 listening과 speaking, reading과 writing을 종합적, 통합적으로 학습할 수 있도록 구성하여, “습득 – 활용 – 학습 – 확장”이라는 학습원리를 효과적으로 구현합니다.

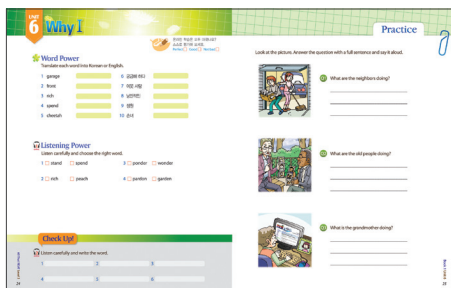

All That NEAT는 Level 2, 3, 4 전체 3개 Level로 되어 있습니다. Level 3는 NEAT 3급을 위한 학습수준으로, 해당 급수에 맞는 다양한 유형의 NEAT 문제를 대비하도록 구성 되어 있습니다. 온라인 학습 프로그램으로 기본 학습을 마친 후, 본 워크북 교재로 학습한 내용을 활용하고 확장하게 됩니다. 휴대용 팜북은 스마트폰과 연계하여 학습 내용을 더 오래, 그리고 쉽게 기억할 수 있도록 도와줄 것입니다.

교사를 위한 세부적인 수업진행방법은 Teacher’s Guidebook을 참고하시기 바랍니다.


About This Book



▶ Reading & Writing Section



▶ Listening & Speaking Section





온라인 학습은 모두 마쳤나요?
스스로 평가해 보세요.

Perfect Good Not bad

* Word Power

Translate each word into Korean or English.

- | | | | |
|-----------|----------------------|---------------|----------------------|
| 1 loud | <input type="text"/> | 6 어제 | <input type="text"/> |
| 2 upset | <input type="text"/> | 7 뜻밖의, 돌연한 | <input type="text"/> |
| 3 nervous | <input type="text"/> | 8 때리다, 치다 | <input type="text"/> |
| 4 yell | <input type="text"/> | 9 다시 | <input type="text"/> |
| 5 fist | <input type="text"/> | 10 어떤 사람, 누군가 | <input type="text"/> |

* Idiom Power

Read each idiom and speak each sentence aloud.

- | | | |
|--|---------------------------|------------------------|
| 1 on the way ~ | ~하는 중에 | |
| → Yesterday on the way home from school | | 어제 학교에서 집으로 돌아오는 길에 |
| 2 make fun of ~ | ~을 놀리다 | |
| → My friend Kevin made fun of me. | | 내 친구 Kevin이 나를 놀렸다. |
| 3 What if ~? | '~하면 어찌지?', '~라면 어떻게 될까?' | |
| → What if someone saw what I had done? | | 만약 내가 한 걸 누가 봤으면 어떡하지? |

Check Up!

Write the correct idiom in each blank.


- My car stopped suddenly _____ to the hospital.
내 차가 병원으로 가는 도중에 길 한 가운데서 서 버렸어요.
- He wasn't trying to _____ me.
그는 나를 놀리려는 것이 아니었다.
- _____ the train is late?
기차가 연착하면 어찌지?

Look & Think



Look at the picture and answer the question in English.

Q 주인공 “나” 는 왜 약이 올랐는지 알맞은 답을 쓰시오.



Q Kevin이 왜 쓰러졌는지 알맞은 답을 쓰시오.



Q Kevin이 울기 시작하자 주인공 “나” 는 무슨 생각을 했는지 알맞은 답을 쓰시오.



Word Box

fun harder thought someone done

Read & Match

Read each word and match the correct meaning.

- | | | | | | |
|---|---------|---|---|---|--|
| 1 | upset | • | • | a | Making much sound; noisy |
| 2 | yell | • | • | b | To shout |
| 3 | sudden | • | • | c | Worried or nervous; made sick |
| 4 | nervous | • | • | d | Happening quickly and without warning; changing or happening all at once; abrupt |
| 5 | loud | • | • | e | Easily made excited or worried; worried; fearful |

True or False

The following sentences may have errors.

Mark true or false. If false, correct and write the full sentence.

- 1 I was upset for him for making fun of me for being fat.

T F

→ _____

- 2 So I hit Kevin with my fist.

T F

→ _____

- 3 Kevin were angry now too, and yelled, "Fat pig!" again.

T F

→ _____

- 4 What if someone saw what I had done?

T F

→ _____

Write Up!



Q1 What is the main idea of today's story? Write in English.

I was _____

Q2 Substitution Drill

The bold part in each given sentence is a useful expression. Write it in each blank and read it aloud.

1 My friend Kevin **made fun of** me.

날 놀리지 마.

그는 남을 놀리는 게 재미있는 줄 알아.

_____ (handicapped)

장애우들을 놀리면 안 돼.

2 **What if** someone saw what I had done?

그녀가 그걸 잊고 안 가져오면 어찌지?

_____ (tease)

누군가 너를 놀렸다면?

내가 Bill의 여동생 Kristie를 너한테 소개해 주면 어떨까?

TIP

make fun of ~

'~을 놀리다' 는 뜻이다.

What if ~?

'~하면 어찌지?', '~라면 어떻게 될까?' 라는 뜻으로, 기본적으로 가정법 형태의 문장으로 되어 있다.

	Teacher	Parent
✓		



온라인 학습은 모두 마쳤나요?
스스로 평가해 보세요.
Perfect Good Not bad

* Word Power

Translate each word into Korean or English.

- | | | | |
|-------------|----------------------|-------------|----------------------|
| 1 wish | <input type="text"/> | 6 희망하다, 바라다 | <input type="text"/> |
| 2 instead | <input type="text"/> | 7 후회하다 | <input type="text"/> |
| 3 myself | <input type="text"/> | 8 ~하는 동안 | <input type="text"/> |
| 4 apologize | <input type="text"/> | 9 거리, 길 | <input type="text"/> |
| 5 still | <input type="text"/> | 10 계속 ~했다 | <input type="text"/> |

* Idiom Power

Read each idiom and speak each sentence aloud.

- 1 look around (주위를) 둘러보다

→ I **looked around**. 나는 주위를 둘러보았다.
- 2 as if ~ 마치 ~한 것처럼

→ I ran home just **as if** I had been running away from something scary. 나는 도망치듯 달려서 집으로 왔다.
- 3 to be fair 공정하게 말하면

→ But **to be fair**, it wasn't my fault that he made fun of me. 하지만 공정하게 따지고 보면, 개가 날 놀린 게 내 잘못은 아니잖아.

Check Up!

Write the correct idiom in each blank.

- Where do you want to _____ today?
오늘은 어디를 둘러보고 싶으세요?
- He talks _____ he were a billionaire.
그는 억만장자나 된 것처럼 말한다.
- _____, I think you have got a point.
공정하게 말해서, 네가 한 점 얻었어.

Look & Think



Think about the given situation.
Look at the picture and answer the question in English.

주인공 “나” 의 마음의 변화를 그림을 보며 “I” 를 주어로 차례대로 묘사해 보세요.







Phrase Box

hitting

started

regret

apologize

fair

worried

Read & Match

Read each word and match the correct meaning.

- | | | | |
|-------------|---|-----|--|
| 1 regret | • | • a | To have a desire or longing for a specific thing |
| 2 apologize | • | • b | A period of time; during the time that |
| 3 wish | • | • c | To feel sorry about |
| 4 street | • | • d | To make an apology; say that one is sorry |
| 5 while | • | • e | A public road that is maintained by a town or city |

True or False

The following sentences may have errors.

Mark true or false. If false, correct and write the full sentence.

- 1 I looked round. There was no one on the street.

T F

→ _____

- 2 I ran home just as if I had been running away from something scary.

T F

→ _____

- 3 I wished that I had talked to him first instead of hitting him.

T F

→ _____

- 4 But to be fair, it wasn't my fault that he made fun me.

T F

→ _____

Write Up!



Q1 What is the main idea of today's story? Write in English.

I started _____

Q2 Substitution Drill

The bold part in each given sentence is a useful expression. Write it in each blank and read it aloud.

1 I ran home just **as if** I had been running away from something scary.

그녀는 날 모르는 척 행동했다.

_____ (were)

난 꿈꾸는 듯한 기분이었다.

_____ (were)

목에 뭔가 걸린 것 같은 기분이 들어.

2 But **to be fair**, it wasn't my fault that he made fun of me.

자, 공정하게 말해서, 그들은 우리와는 달라.

공정하게 말하면, 이건 네 잘못이 아냐.

공정하게 말해서, 그녀는 내가 한 것보다 더 잘했어.

TIP

as if ~

'마치 ~한 것처럼'이라는 뜻으로, if 뒤에는 주어 + 동사로 된 문장이 온다. 이 때 if 절에 있는 동사의 시제는 주절 동사의 시제와 같거나 더 과거시제로 표현된다.

to be fair

'공정하게 말하면'이라는 뜻으로, 문장 앞에 따로 쓰일 때가 많다.

	Teacher	Parent
✓		



온라인 학습은 모두 마쳤나요?
스스로 평가해 보세요.

Perfect Good Not bad

* Word Power

Translate each word into Korean or English.

- | | | | |
|-----------|----------------------|-------------|----------------------|
| 1 realize | <input type="text"/> | 6 약속하다 | <input type="text"/> |
| 2 courage | <input type="text"/> | 7 중요한, 중대한 | <input type="text"/> |
| 3 muster | <input type="text"/> | 8 드디어, 결국 | <input type="text"/> |
| 4 meant | <input type="text"/> | 9 상기시키다 | <input type="text"/> |
| 5 wary | <input type="text"/> | 10 대답, 응답하다 | <input type="text"/> |

* Idiom Power

Read each idiom and speak each sentence aloud.

- It doesn't matter ~ ~은 상관없다, ~에는 관심 없다

→ **It didn't matter** who did it first. 누가 이기고 지는 것에는 관심이 없었다.
- muster up ~ ~을 모으다, ~을 발휘하다

→ I **mustered up** the courage to talk to Kevin. 난 Kevin에게 말할 용기를 냈다.
- say sorry 미안하다고 말하다, 사과하다

→ I just wanted to **say sorry** about yesterday. 난 그냥 어제 일에 대해 미안하다고 말하고 싶었어.

Check Up!

Write the correct idiom in each blank.

- _____ if it's a day late.
하루 늦는 거라면 상관 없어.
- Did you finally _____ the courage to ask her out?
드디어 그녀에게 데이트 신청할 용기가 생겼나 보구나?
- _____ to her before it's too late.
너무 늦기 전에 그녀에게 사과해.

Look & Think

Look at the pictures.

Now, think about their order and answer the question in English.


Q 일이 일어난 순서대로 빈칸에 번호를 쓴 후, 문장의 빈칸에 알맞은 말을 넣어 문장들을 완성하십시오.



I _____ to talk to
Kevin during a break at school.

I didn't know what to say, so I said,

"_____"



I and Kevin were happy again.

I said that I would _____



I finally _____

Word Box

fight

important

muster

realize

keep

Read & Match

Read each word and match the correct meaning.

- | | | | |
|-----------|---|-----|--|
| 1 realize | • | • a | Ability to overcome despair or fear; bravery |
| 2 muster | • | • b | To become completely aware of |
| 3 wary | • | • c | To put a thought in someone's mind again; to cause to recall |
| 4 courage | • | • d | To gather or call together; to bring or call up from within |
| 5 remind | • | • e | Cautious; suspecting and guarding against deception, danger, etc |

True or False

The following sentences may have errors.

Mark true or false. If false, correct and write the full sentence.

- 1 But I finally realized that what was most important was to apologize.

T F

→ _____

- 2 So I mustered up the courage to talk Kevin during a break at school.

T F

→ _____

- 3 Kevin looked me warily.

T F

→ _____

- 4 I just wanted to say sorry about yesterday.

T F

→ _____

Write Up!



Q1 What is the main idea of today's story? Write in English.

Keeping the stone means _____

Q2 Substitution Drill

The bold part in each given sentence is a useful expression. Write it in each blank and read it aloud.

1 **It didn't matter** who did it first.

네가 무엇을 하든 난 아무래도 좋아.

어떤 일이 일어나든 난 괜찮아.

그 책이 대단한지 아닌지는 중요하지 않아요.

2 I just wanted to **say sorry** about yesterday.

그는 떠나기 전에 미안하다는 말도 하지 않았어.

_____ (should)

내 잘못도 아닌 때에 내가 미안하다고 해야 하나요?

난 네가 미안하다고 말하기를 기다렸어.

TIP

It doesn't matter ~

'~은 상관없다', '~에는 관심 없다'는 뜻으로, 뒤에는 절이 올 수도 있고 전치사구 등이 올 수도 있다.

say sorry

'미안하다고 말하다', '사과하다'는 뜻이다.

	Teacher	Parent
✓		



온라인 학습은 모두 마쳤나요?
스스로 평가해 보세요.
Perfect Good Not bad

* Word Power

Translate each word into Korean or English.

- | | | | |
|-----------|----------------------|--------------|----------------------|
| 1 mold | <input type="text"/> | 6 품평회 | <input type="text"/> |
| 2 clay | <input type="text"/> | 7 쓸모 있는, 유용한 | <input type="text"/> |
| 3 shape | <input type="text"/> | 8 작업장, 스튜디오 | <input type="text"/> |
| 4 pot | <input type="text"/> | 9 예술가, 미술가 | <input type="text"/> |
| 5 ceramic | <input type="text"/> | 10 출생지의, 원주민 | <input type="text"/> |

* Idiom Power

Read each idiom and speak each sentence aloud.

- 1 come from ~ ~에서 오다, ~에서 유래하다, ~ 출신이다

→ The word "ceramics" **comes from** the Greek word "keramos".

단어 "도예" 는 그리스어 "케라모스" 에서 온 말이다.
- 2 be molded into ~ ~로 (형태가) 만들어지다

→ The clay **is molded into** a shape.

진흙은 어떤 모양으로 만들어진다.
- 3 cool off 식다, 식히다

→ After the item **cools off**, the artist paints it.

그것들이 식은 후에, 예술가는 그것에 그림을 그린다.

Check Up!

Write the correct idiom in each blank.

- She _____ London.
그녀는 런던 출신이다.
- Copper _____ a new pot.
구리를 녹여서 새 냄비를 만들었다.
- I heard that it's going to _____ next week.
다음 주면 날씨가 시원해질 거라고 들었어요.

Look & Think



Look at the email sentences.
Now, fill in the blanks and re-order the sentences.

Q 다음 문장들의 빈칸에 알맞은 말을 써서 문장을 완성하고, 문장들을 글의 구성과 흐름에 알맞게 배열하여
도예 예술에 대해 이메일의 형식으로 선생님께 레포트를 쓰시오.

Word Box

special cool pots potter's daily molded

- ★ The clay is _____ and then _____.
- ★ I'd like to write about ceramics.
- ★ The ceramic artist uses _____.
- ★ After the item _____, the artist _____.
- ★ The word "ceramics" _____ "keramos", meaning
"_____".
- ★ The art they make is useful because _____.

SEND

To

Title

Read & Match

Read each word and match the correct meaning.

- | | | | |
|-----------|---|-----|---|
| 1 mold | • | • a | A container designed to be filled with soft substance or liquid |
| 2 clay | • | • b | A place in which an artist works or gives lessons |
| 3 ceramic | • | • c | A round container used for cooking or holding things |
| 4 pot | • | • d | A kind of soil that can be molded into different shapes |
| 5 studio | • | • e | Hardened clay that has been heated to a very high temperature |

True or False

The following sentences may have errors.

Mark true or false. If false, correct and write the full sentence.

- 1 Ceramics is art done with clay.

T F

→ _____

- 2 The clay is molded into a shape and then baked in a special oven.

T F

→ _____

- 3 Ceramic art is sell at art fairs or studios.

T F

→ _____

- 4 Native Americans are made things from clay to use in their daily lives.

T F

→ _____

Write Up!



Q1 What is the main idea of today's story? Write in English.

Ceramics is _____

Q2 Substitution Drill

The bold part in each given sentence is a useful expression. Write it in each blank and read it aloud.

1 The word "ceramics" **comes from** the Greek word "keramos".

선수들이 전 세계에서 온다.

그는 배우 가문 출신이다.

이 시는 그의 새 책에 나온다.

2 The clay **is molded into** a shape.

_____ (busts)

점토가 흉상이 된다.

네가 바라는 것은 모두 이 파이에 넣었어.

그 금은 녹여서 네 반지가 될 거야.

TIP

come from ~

'~에서 오다', '~에서 유래하다'
'~ 출신이다' 는 뜻이다.

be molded into ~

'~로 (형태가) 만들어지다' 는 뜻이다. 형태가 만들어지는 대상이 이 구문의 주어가 된다. 그리고 into 뒤에는 완성품에 해당하는 단어가 온다.

	Teacher	Parent
✓		

**The Stone I**

- Yesterday on the way home from school,
- my friend Kevin made fun of me by calling me a "fat pig."
- I was upset with him for making fun of me for being fat.
- So I hit Kevin with my fist.
- After I hit him, I yelled, "Don't call me a fat pig!"
- Kevin was angry now too, and yelled, "Fat pig!" again.
- When Kevin called me fat again, I hit him again,
- but this time I hit him harder and made him fall down.
- Kevin started to cry loudly.
- Suddenly, I was very nervous.
- What if someone saw what I had done?

Vocabulary

1 loud 소리가 큰
4 upset 화가 난
7 nervous 긴장한
10 yell 소리 지르다

2 yesterday 어제
5 sudden 뜻밖의, 돌연한
8 hit 때리다, 치다

3 again 다시
6 someone 어떤 사람, 누군가
9 fist 주먹



The Stone II

- I looked around. There was no one on the street.
- I ran home just as if I had been running away from something scary.
- I was still worried when I got home.
- I started to regret hitting Kevin.
- I wished that I had talked to him first instead of hitting him. I hoped he wasn't hurt too much.
- The sight of Kevin crying and falling to the ground kept coming to mind over and over again.
- I was so sorry that I hadn't stopped myself from hitting Kevin.
- "Should I call him to apologize?"
- I told my mother about it, and she said I should apologize right away.
- But to be fair, it wasn't my fault that he made fun of me.
- Why should I be the one to apologize first?
- But my mother's words kept coming back into my thoughts while I was studying, and I couldn't stop them.

1 wish 원하다, 바라다
 4 instead (그) 대신에
 7 myself 나 자신
 10 apologize 사과하다

2 hope 희망하다, 바라다
 5 regret 후회하다
 8 while ~하는 동안

3 still 여전히
 6 kept 계속 ~했다
 9 street 거리, 길



The Stone III

- But I finally realized that what was most important was to apologize.
- It didn't matter who did it first.
- So I mustered up the courage to talk to Kevin during a break at school.
- I didn't know what to say, so I said,
- "Give me the stone."
- Kevin looked at me warily.
- I just wanted to say sorry about yesterday. I hurt you, didn't I?
- Kevin replied, "Yeah. Just a little though."
- "I'm so sorry! I never meant to hurt you! I promise never to hit you again."
- "No! I made fun of you first."
- "I'll keep this stone. I will look at it, and it will remind me never to fight with a friend again."

Vocabulary

1 realize 깨달다, 이해하다
4 courage 용기
7 muster 모으다, 발휘하다
10 meant 의도했다

2 promise 약속하다
5 important 중요한, 중대한
8 finally 드디어, 결국

3 remind 상기시키다
6 wary 신중한
9 reply 대답, 응답하다



Ceramics

- Ceramics is art done with clay.
- The word "ceramics" comes from the Greek word "keramos", meaning "potter's clay".
- The ceramic artist uses clay to make pots, bowls, cups and vases.
- The clay is molded into a shape and then baked in a special oven.
- After the item cools off, the artist paints it.
- Ceramic art is sold at art fairs or studios.
- The art they make is useful because people can use the items to eat or drink with or as a piece of art.
- Many ceramic artists use a potter's wheel to make the pots and vases.
- Native Americans made things from clay to use in their daily lives.

1 mold 거푸집, 주형
4 clay 진흙
7 shape 모양, 꼴, 형태
10 pot 항아리, 단지

2 fair 품평회
5 useful 쓸모 있는, 유용한
8 studio 작업장, 스튜디오

3 native 출생지의, 원주민
6 artist 예술가, 미술가
9 ceramic 도자기

Personal Goods



온라인 학습은 모두 마쳤나요?
스스로 평가해 보세요.

Perfect Good Not bad

* Word Power

Translate each word into Korean or English.

1 comb

6 목적지, 도착지

2 groom

7 조각, 구역

3 dye

8 기구, 풍선

4 detergent

9 수업

5 razor

10 충분한



1 Listening Power

Listen carefully and choose the right word.

1 broom groom

3 rye dye

2 come comb

4 laser razor

Check Up!



2 Listen carefully and write the word.

1

2

3

4

5

6

Practice



Look at the picture. Answer the question with a full sentence and say it aloud.



Q1 How is the man traveling?



Q2 Why is the lady so happy?



Q3 How are they traveling to their destination?

Exercise

Missing Information

Complete each sentence using the words in the word box.

Word Box

blades myself grooming next detergent taking

- 1 Why _____ so long _____?
몸단장 하는데 왜 이렇게 오래 걸려?
- 2 It's right _____ the _____ and soap section.
세제와 비누 코너 바로 옆에 있어요.
- 3 I need to buy some new sharp _____ for my _____.
난 면도기에 끼울 새로운 날카로운 칼날을 사야 해.
- 4 Sometimes I _____ with a razor while _____.
난 가끔 면도할 때 면도기에 베여.
- 5 I think you _____ great even _____.
넌 수염이 있어도 멋있을 것 같아.



Dictation

Listen carefully and write a sentence in the blank.

1

2

3

4

Challenge



Problem Solving

You have a problem given below.

Look at the problem and choose all the appropriate solutions for that.

Problem

What could you do to recommend to a friend that shaves? He says that his skin always turn dry from losing moisture from shaving.
What would you tell him to do?

Solutions

- 1 You should apply some after shave on.
- 2 You should apply some lotion.
- 3 You should shave until you bleed.
- 4 You should wash your face after you shave.

Think about your answer and rewrite it in the blank.

Now, say your answer aloud.

I'd recommend :

	Teacher	Parent
✓		

Ordering Food



온라인 학습은 모두 마쳤나요?
스스로 평가해 보세요.
Perfect Good Not bad

* Word Power

Translate each word into Korean or English.

- | | | | |
|-----------|----------------------|--------|----------------------|
| 1 orange | <input type="text"/> | 6 주스 | <input type="text"/> |
| 2 chicken | <input type="text"/> | 7 고기 | <input type="text"/> |
| 3 bread | <input type="text"/> | 8 선택 | <input type="text"/> |
| 4 care | <input type="text"/> | 9 식사 | <input type="text"/> |
| 5 enjoy | <input type="text"/> | 10 마시다 | <input type="text"/> |



1 Listening Power

Listen carefully and choose the right word.

- | | | | |
|------------------------------------|----------------------------------|---------------------------------|-------------------------------|
| 1 <input type="checkbox"/> kitchen | <input type="checkbox"/> chicken | 3 <input type="checkbox"/> fair | <input type="checkbox"/> care |
| 2 <input type="checkbox"/> beef | <input type="checkbox"/> reef | 4 <input type="checkbox"/> mile | <input type="checkbox"/> meal |

Check Up!



2 Listen carefully and write the word.

- | | | |
|------------------------|------------------------|------------------------|
| 1 <input type="text"/> | 2 <input type="text"/> | 3 <input type="text"/> |
| 4 <input type="text"/> | 5 <input type="text"/> | 6 <input type="text"/> |

Practice



Look at the picture. Complete the story and say it aloud.



a Hello, _____

_____?

b We have _____.

c I would _____.

Word Box

chicken juice serving would now

Exercise

Missing Information

Complete each sentence using the words in the word box.

Word Box

dinner serving meal care enjoy choices

- 1 Hello, we are now _____. What _____ to eat?
안녕하세요. 저녁식사를 제공해 드립니다. 뭐 좀 드시겠어요?
- 2 What are _____?
어떤 것이 있나요?
- 3 What _____ to drink?
음료는 어떤 걸로 드릴까요?
- 4 Would you _____ some bread?
빵 좀 드릴까요?
- 5 Please _____.
맛있게 드세요.



Dictation

Listen carefully and write a sentence in the blank.

1

2

3

4

Challenge



Problem Solving

You have a problem given below.

Look at the problem and choose all the appropriate solutions for that.

Problem

You're eating your meal that was given to you on the flight. However, you noticed that there was something wrong with the potato given to you.
What should you do?

Solutions

- 1 I'd call the attendance and throw it at her.
- 2 I'd call the attendance and tell her about the potato.
- 3 I'd call the attendance and ask to change my meal to a new one.
- 4 I'd call the attendance and panic about my food not being right.

Think about your answer and rewrite it in the blank.

Now, say your answer aloud.

What I would do:

Four horizontal dashed lines for writing the answer.

	Teacher	Parent
✓		

Personal Grooming



온라인 학습은 모두 마쳤나요?
스스로 평가해 보세요.

Perfect Good Not bad

* Word Power

Translate each word into Korean or English.

- | | | | |
|-------------|----------------------|------------|----------------------|
| 1 blade | <input type="text"/> | 6 개인의, 자신의 | <input type="text"/> |
| 2 elevator | <input type="text"/> | 7 상기시키다 | <input type="text"/> |
| 3 limousine | <input type="text"/> | 8 면도기 | <input type="text"/> |
| 4 celebrity | <input type="text"/> | 9 사적인 | <input type="text"/> |
| 5 stuck | <input type="text"/> | 10 시설, 장비 | <input type="text"/> |



1 Listening Power

Listen carefully and choose the right word.

- | | | | |
|----------------------------------|--------------------------------|-----------------------------------|----------------------------------|
| 1 <input type="checkbox"/> blade | <input type="checkbox"/> place | 3 <input type="checkbox"/> remind | <input type="checkbox"/> remain |
| 2 <input type="checkbox"/> stuck | <input type="checkbox"/> stick | 4 <input type="checkbox"/> prize | <input type="checkbox"/> private |

Check Up!




2 Listen carefully and write the word.

- | | | |
|------------------------|------------------------|------------------------|
| 1 <input type="text"/> | 2 <input type="text"/> | 3 <input type="text"/> |
| 4 <input type="text"/> | 5 <input type="text"/> | 6 <input type="text"/> |

Practice



Look at the picture. Answer the question with a full sentence and say it aloud.



Q1 What is the celebrity riding in?



Q2 What are they learning?



Q3 Where did the man get stuck?

Exercise

* Missing Information

Complete each sentence using the words in the word box.

Word Box

stay grooming department reminds private running

- 1 Yes, I need to go to the _____.
있어, 개인용품 매장에 가야 해.
- 2 Oh, should I _____? Do you need _____?
오, 나 여기에 있을까? 개인적으로 필요한 게 있니?
- 3 No, I'm _____ on shampoo and conditioner.
아니, 샴푸랑 린스가 얼마 안 남았거든.
- 4 That _____, I need blades for my razor, and some _____.
나도 뭔가 생각났다, 면도기 칼날이 필요해, 그리고 면도 크림도.
- 5 _____ about that? Not forgetting anything?
확실해? 뭐 잊은 건 없고?



Dictation

Listen carefully and write a sentence in the blank.

1

2

3

4

Challenge



Problem Solving

You have a problem given below.

Look at the problem and choose all the appropriate solutions for that.

Problem

You're at the grocery store. You will need some personal items.
What are some of the items listed below that you'll need?

Solutions

- 1 Tooth brush, tooth paste, and floss.
- 2 Nail, hammer, and a saw.
- 3 Razor, shaving cream, and toilet paper.
- 4 Paint, printer, and a computer.

Think about your answer and rewrite it in the blank.

Now, say your answer aloud.

I need:

Four horizontal dashed lines for writing the answer.

	Teacher	Parent
✓		

Finding the Terminal



온라인 학습은 모두 마쳤나요?
스스로 평가해 보세요.

Perfect Good Not bad

* Word Power

Translate each word into Korean or English.

- | | | | |
|-------------|----------------------|-----------|----------------------|
| 1 correct | <input type="text"/> | 6 따라가다 | <input type="text"/> |
| 2 departure | <input type="text"/> | 7 숫자, 수 | <input type="text"/> |
| 3 gate | <input type="text"/> | 8 비행(편) | <input type="text"/> |
| 4 location | <input type="text"/> | 9 기호, 부호 | <input type="text"/> |
| 5 terminal | <input type="text"/> | 10 ~보다 위에 | <input type="text"/> |



1 Listening Power

Listen carefully and choose the right word.

- | | | | |
|-----------------------------------|-------------------------------|-----------------------------------|-----------------------------------|
| 1 <input type="checkbox"/> flight | <input type="checkbox"/> fly | 3 <input type="checkbox"/> follow | <input type="checkbox"/> follower |
| 2 <input type="checkbox"/> gate | <input type="checkbox"/> kite | 4 <input type="checkbox"/> assign | <input type="checkbox"/> sign |

Check Up!



2 Listen carefully and write the word.

- | | | |
|------------------------|------------------------|------------------------|
| 1 <input type="text"/> | 2 <input type="text"/> | 3 <input type="text"/> |
| 4 <input type="text"/> | 5 <input type="text"/> | 6 <input type="text"/> |

Practice



Look at the picture. Complete the story and say it aloud.



a He asks the attendant, " _____
_____ "

b The attendant says, "You need to _____
_____. Your terminal
location is _____. Look at this.
Your terminal is _____ 15."

c "You can follow _____
_____." Now the man knows how to find
his terminal.

Word Box

board terminal gate signs above on

Exercise

Missing Information

Complete each sentence using the words in the word box.

Word Box

signs board know terminal follow flight

- 1 Where do I _____?
비행기를 어디에서 타나요?
- 2 You need to find the _____.
터미널을 정확히 찾아가야 합니다.
- 3 _____ which terminal to look for?
어느 터미널인지 어떻게 알 수 있죠?
- 4 You can _____ you see above.
위의 안내표시를 따라 가세요.
- 5 Is this where _____?
여기가 출발지 인가요?



Dictation

Listen carefully and write a sentence in the blank.

- 1 _____
- 2 _____
- 3 _____
- 4 _____

Challenge



Problem Solving

You have a problem given below.

Look at the problem and choose all the appropriate solutions for that.

Problem

You're walking towards your terminal but can't find your gate. Your ticket says boarding time will be very soon. You're worried that you might not be able to catch your flight. What could you do?

Solutions

- 1 You go to the nearest customer service.
- 2 You scream telling everyone that you're lost and need help.
- 3 You ask someone that works at the airport to help you.
- 4 You call your parents and ask for directions.

Think about your answer and rewrite it in the blank.

Now, say your answer aloud.

I'd probably do:

Four horizontal dashed lines for writing the answer.

	Teacher	Parent
✓		



Personal Goods

- Why are you taking so long on grooming?
- If I don't comb my hair enough, I will look like a lion.
- Excuse me, where is the hair dye section?
- It's right next to the detergent and soap section.
- I need to buy some new sharp blades for my razor.
- Don't buy them. I've got some extra at home.
- Sometimes I cut myself with a razor while I'm shaving.
- I think you look great even with a moustache.
- How is the man traveling?
- He is traveling on a cruise.
- Why is the lady so happy?
- She got a raise on her check.
- How are they traveling to their destination?
- They are traveling in a hot air balloon.

Vocabulary

1 comb	빗	2 destination	목적지, 도착지	3 razor	면도기
4 groom	몸단장하다	5 section	조각, 구역	6 enough	충분한
7 dye	염색약, 염료	8 balloon	기구, 풍선	9 moustache	수염
10 detergent	세척제				



Ordering Food

- Hello, we are now serving dinner. What would you like to eat?
- What are the choices?
- We have chicken or beef.
- I would like chicken.
- What would you like to drink?
- I would like to drink orange juice.
- Would you care for some bread?
- Yes, thank you.
- Please enjoy your meal.

1 orange 오렌지
4 chicken 닭
7 bread 빵
10 care 관심을 가지다

2 juice 주스
5 beef 고기
8 choice 선택

3 meal 식사
6 drink 마시다
9 enjoy 즐기다

Personal Grooming

- Do we have everything? Or is there anything else you need from here?
- Yes, I need to go to the personal grooming department.
- Oh, should I stay here? Do you need something private?
- No, I'm running low on shampoo and conditioner. Maybe I'll get some hair dye, too.
- That reminds me, I need blades for my razor, and some shaving cream.
- Okay, are you done after that? I'm ready to go anytime.
- Are you sure about that? Not forgetting anything?
- Oh! The soccer equipment!
- What is the celebrity riding in?
- He is riding in a limousine.
- What are they learning?
- They are learning about first aid.
- Where did the man get stuck?
- He got stuck in the elevator.

Vocabulary

1	blade	칼날	2	personal	개인의, 자신의	3	private	사적인
4	elevator	승강기	5	remind	상기시키다	6	stuck	갇힌, 막힌
7	limousine	리무진	8	razor	면도기	9	equipment	시설, 장비
10	celebrity	유명인사						



Finding the Terminal

- Where do I board my flight?
- You need to find the correct terminal.
- How do I know which terminal to look for?
- Your terminal location is on your ticket.
- My terminal is C and gate number is 15.
- You can follow the signs you see above.
- Is this where my departure is?
- Yes.

1 correct 정확한, 옳은
4 departure 출발
7 gate 대문, 출입문
10 location 위치, 소재

2 follow 따라가다
5 number 숫자, 수
8 flight 비행(편)

3 above ~보다 위에
6 sign 기호, 부호
9 terminal 터미널



온라인 학습은 모두 마쳤나요?
스스로 평가해 보세요.
Perfect Good Not bad

* Word Power

Translate each word into Korean or English.

- | | | | |
|-----------|----------------------|------------|----------------------|
| 1 sketch | <input type="text"/> | 6 마지막의 | <input type="text"/> |
| 2 product | <input type="text"/> | 7 그리다 | <input type="text"/> |
| 3 version | <input type="text"/> | 8 예술가, 미술가 | <input type="text"/> |
| 4 model | <input type="text"/> | 9 때때로, 때로는 | <input type="text"/> |
| 5 preview | <input type="text"/> | 10 자연 | <input type="text"/> |

* Idiom Power

Read each idiom and speak each sentence aloud.

- | | | |
|---|---------------|--------------------------------|
| 1 most (of) ~ | 대부분의 ~ | |
| → Most artists sketch sample drawing before working. | | 대부분의 예술가들은 미리 스케치를 한다. |
| 2 be used to ~ | ~하는 데 사용되다 | |
| → A sketch is used to preview a finished product. | | 스케치는 완성작품에 대한 미리보기 용으로 사용된다. |
| 3 anything ~ | ~하는 어떤 것(이라도) | |
| → An artist can sketch anything they want to. | | 예술가는 원하는 것은 어떤 것이든지 스케치할 수 있다. |

Check Up!

Write the correct idiom in each blank.

- _____ of the crew died from hard work and hunger.
대부분의 승무원들이 고된 일과 배고픔으로 죽었다.
- White wine can _____ prepare the party.
화이트와인이 파티 준비하는 데 사용될 수 있다.
- I will never do _____ you don't like.
전 당신이 좋아하지 않는 일은 무엇이든 하지 않을 거예요.

Look & Think




Look at the picture and answer the question in English.

Q 스케치가 어떤 것인지 알맞은 답을 쓰시오.



Q 스케치를 하는 목적에 대해 알맞은 답을 쓰시오.



Q 그림에서 예술가가 무엇을 스케치하고 있는지 알맞은 답을 쓰시오.



Word Box

preview sketch nature drawings white product

Read & Match

Read each word and match the correct meaning.

- | | | |
|-----------|---|---|
| 1 version | • | • a Last; closing |
| 2 preview | • | • b A particular form of it in which some details are different from others |
| 3 final | • | • c The physical world; all things not made by human |
| 4 sketch | • | • d A look at something in advance |
| 5 nature | • | • e A quick, simple drawing of something |

True or False

The following sentences may have errors.

Mark true or false. If false, correct and write the full sentence.

- 1 Sketches are doing in black and white colors.

T F

→ _____

- 2 Most artists sketches sample drawing before working on a final version.

T F

→ _____

- 3 A sketch is use to preview a finished product.

T F

→ _____

- 4 Many artists ask a model to pose so that they can sketch them.

T F

→ _____

Write Up!



Q1 What is the main idea of today's story? Write in English.

A sketch is _____

Q2 Substitution Drill

The bold part in each given sentence is a useful expression. Write it in each blank and read it aloud.

1 **Most** artists sketch sample drawing before working.

_____ 그의 친구들과 급우들 대부분이 백인이었다.

_____ (household)

대부분의 가구들이 이사 갔다.

_____ (voters)

대부분의 미국 투표인들은 둘로 나뉘었다.

2 A sketch **is used to** preview a finished product.

_____ 그 곳에 가는 데 이 차가 쓰일 수 있겠군.

_____ (build)

이 나무가 불을 만드는 데 쓰일 수 있었어.

_____ 나 자신을 보여주는 데 그 노래가 쓰일 거야.

TIP

most (of) ~

'대부분의 ~' 라는 뜻이다.

be used to ~

'~하는 데 사용되다' 는 뜻이다.

	Teacher	Parent
✓		



온라인 학습은 모두 마쳤나요?
스스로 평가해 보세요.
Perfect Good Not bad

* Word Power

Translate each word into Korean or English.

- | | | | |
|------------|----------------------|-------------|----------------------|
| 1 shoot | <input type="text"/> | 6 나타내다 | <input type="text"/> |
| 2 darkroom | <input type="text"/> | 7 그림, 사진 | <input type="text"/> |
| 3 chemical | <input type="text"/> | 8 사진가, 카메라맨 | <input type="text"/> |
| 4 develop | <input type="text"/> | 9 유명한 | <input type="text"/> |
| 5 digital | <input type="text"/> | 10 아주, 꽤 | <input type="text"/> |

* Idiom Power

Read each idiom and speak each sentence aloud.

- | | | | |
|---------------|---------|---|-------------------------------|
| 1 look like ~ | ~처럼 보인다 | → Photographers can take pictures that look like work of art. | 사진 작가들은 예술작품처럼 보이는 사진을 찍는다. |
| 2 a bit of ~ | 약간의 ~ | → Famous photographers sell pictures for quite a bit of money. | 유명한 사진작가는 사진을 판매하여 돈을 많이 받는다. |
| 3 work of art | 예술작품 | → A beautiful photo is a work of art . | 아름다운 사진은 예술작품이다. |

Check Up!

Write the correct idiom in each blank.

- What do you think our child will _____?
우리 애들은 어떻게 생겼을까?
- I sometimes add _____ lemon juice.
난 가끔 레몬주스를 넣는다.
- Their dancing was a _____.
그들의 춤은 예술작품이었다.

Look & Think



Think about the given situation.
Look at the picture and answer the question in English.

사진 예술에 대해 설명한 그림을 각각 묘사해 보세요.







Phrase Box

easily

famous

money

chemicals

most

develop

Read & Match

Read each word and match the correct meaning.

- | | | | |
|------------|---|-----|--|
| 1 shoot | • | • a | A room that is protected from light and that is used to develop film |
| 2 develop | • | • b | Having to do with chemistry |
| 3 darkroom | • | • c | Giving information by displaying numbers |
| 4 digital | • | • d | To hit with a bullet, arrow, or something similar |
| 5 chemical | • | • e | To come into being; to grow |

True or False

The following sentences may have errors.

Mark true or false. If false, correct and write the full sentence.

- 1 Photographers can take pictures that look like work of art.

T F

→ _____

- 2 In the past pictures was developed in a darkroom with chemicals.

T F

→ _____

- 3 Now, most photographers use digital cameras take pictures.

T F

→ _____

- 4 You need a good camera to take the very best pictures.

T F

→ _____

Write Up!



Q1 What is the main idea of today's story? Write in English.

A beautiful photo is _____

Q2 Substitution Drill

The bold part in each given sentence is a useful expression. Write it in each blank and read it aloud.

1 Photographers can take pictures that **look like** work of art.

 난 바보같이 보일 거야.

 코알라는 곰처럼 보여, 그렇지?

 년 단 세상에 있는 사람 같아 보여.

2 A beautiful photo is a **work of art**.

_____ (supreme)
 이것은 최고의 예술작품이다.

_____ (rare)
 이것은 매우 희귀한 작품으로, 아주 중요한 그림입니다.

 제가 마치 예술작품의 일부가 된 것 같아요.

TIP

look like ~

'~처럼 보인다' 는 뜻이다. like 뒤에는 보통 명사가 오지만, 가끔씩 주어+명사 구조의 절이 오기도 한다.

work of art

'예술작품' 이라는 뜻이다.

	Teacher	Parent
✓		



온라인 학습은 모두 마쳤나요?
스스로 평가해 보세요.

Perfect Good Not bad

* Word Power

Translate each word into Korean or English.

- | | | | |
|--------------|----------------------|------------|----------------------|
| 1 bush | <input type="text"/> | 6 쓰다, 사용하다 | <input type="text"/> |
| 2 acrylic | <input type="text"/> | 7 캔버스, 화포 | <input type="text"/> |
| 3 relax | <input type="text"/> | 8 전문화하다 | <input type="text"/> |
| 4 watercolor | <input type="text"/> | 9 낭만적인 | <input type="text"/> |
| 5 scenery | <input type="text"/> | 10 어떤 것 | <input type="text"/> |

* Idiom Power

Read each idiom and speak each sentence aloud.

- 1 a type of ~ ~의 한 종류

→ Watercolor is **a type of** painting that uses watercolors.

수채화는 수채물감을 사용하는 그림의 한 종류다.
- 2 specialize in ~ ~을 전문적으로 다루다

→ Many artists choose this form of art to **specialize in**.

많은 예술가들은 전문적으로 그림을 그리기 위해서 이 예술 형태를 선택한다.
- 3 enjoy time ~ing ~하는 데 (쓰는) 시간을 즐기다, 즐겁게 ~하다

→ Art is something that makes people **enjoy** their **time painting**.

예술은 사람들이 즐겁게 그림을 그리게 하는 것이다.

Check Up!

Write the correct idiom in each blank.


- Papyrus is _____ paper used in ancient Egypt.
파피루스는 고대 이집트에서 사용되던 종이의 한 종류다.
- He _____ criminal law.
그는 형법을 전공했다.
- We thoroughly _____ around New York.
우리는 철저히 뉴욕을 돌아보는 것을 즐겼다.

Look & Think



Look at the picture and answer the question in English.

Q 수채화가 어떤 것인지 알맞은 답을 쓰시오.



Q 수채화의 느낌과 색깔에 대해 알맞은 답을 쓰시오.



Q 수채화가 사람들을 행복하게 만드는 이유에 대해 알맞은 답을 쓰시오.



Word Box

painting

canvas

scenery

watercolor

soft

Read & Match

Read each word and match the correct meaning.

- | | | | |
|--------------|---|-----|---|
| 1 canvas | • | • a | A woody plant, smaller than a tree |
| 2 acrylic | • | • b | A paint in which water instead of oil is mixed with the coloring material |
| 3 scenery | • | • c | A strong, rough cloth |
| 4 watercolor | • | • d | The overall appearance of a place |
| 5 bush | • | • e | Any of various synthetic products derived from acrylic acid |

True or False

The following sentences may have errors.

Mark true or false. If false, correct and write the full sentence.

- 1 The paintings done with watercolors have a soft, romantic feel to them.

T F

→ _____

- 2 Some artists choose watercolor paint for some paintings and acrylic paint for other paintings.

T F

→ _____

- 3 Art is something that makes people enjoy their time painting and relax.

T F

→ _____

- 4 Watercolor is one of the kinds of art that make people to be happy.

T F

→ _____

Write Up!



Q1 What is the main idea of today's story? Write in English.

Watercolor art has _____

Q2 Substitution Drill

The bold part in each given sentence is a useful expression. Write it in each blank and read it aloud.

1 Watercolor is **a type of** painting that uses watercolors.

_____ (spark)
삶은 불꽃의 한 종류로서 시작하는 거야.

_____ (pickle)
살구는 복숭아의 한 종류로 생각된다.

_____ (pickle)
망고 절임은 설탕 절임의 한 종류다.

2 Art is something that makes people **enjoy their time painting.**

_____ (enjoy their time painting)
네가 호주에서 남은 시간을 즐기길 바래.

_____ (enjoy their time painting)
그들은 해변에서 여가 시간을 즐긴다.

_____ (enjoy their time painting)
이제 난 우리 가족과 즐겁게 시간을 보낼 수 있어.

TIP

a type of ~

'~의 한 종류' 라는 뜻이다.

enjoy time ~ing

'~하는 데(쓰는) 시간을 즐기다'
'즐겁게 ~하다' 는 뜻이다.

	Teacher	Parent
✓		



온라인 학습은 모두 마쳤나요?
스스로 평가해 보세요.

Perfect Good Not bad

* Word Power

Translate each word into Korean or English.

- | | | | |
|---------------|----------------------|------------|----------------------|
| 1 piece | <input type="text"/> | 6 상, 이미지 | <input type="text"/> |
| 2 canvas | <input type="text"/> | 7 작은 | <input type="text"/> |
| 3 glue | <input type="text"/> | 8 창조, 창작하다 | <input type="text"/> |
| 4 mosaic | <input type="text"/> | 9 항목, 품목 | <input type="text"/> |
| 5 arrangement | <input type="text"/> | 10 정렬하다 | <input type="text"/> |

* Idiom Power

Read each idiom and speak each sentence aloud.

- done with ~ ~로 작업된, ~로 이루어진

→ Mosaic is a form of art **done with** many small pieces.

모자이크는 많은 작은 조각들로 이루어진 예술의 한 형태다.
- think of ~ ~을 생각하다, ~에 대해 생각하다

→ Artists **think of** an image they want to make.

예술가들은 그들이 만들고 싶은 이미지를 생각한다.
- arrange ~ on 위에 ~을 배열하다

→ The artists **arrange** the small pieces of colored items **on** a canvas.

예술가들은 캔버스 위에 작은 색 조각들을 배열한다.

Check Up!

Write the correct idiom in each blank.

- This chocolate was _____ a food processor.
이 초콜릿은 푸드프로세서로 만들어졌다.
- What do you _____ this one?
이건 어때요?
- _____ the shrimp, tails up, _____ the pan.
새우를 꼬리가 위로 가게 팬 위에 올려 놓아라.

Look & Think



Look at the email sentences.
Now, fill in the blanks and re-order the sentences.

Q 다음 문장들의 빈칸에 알맞은 말을 써서 문장을 완성하고, 문장들을 글의 구성과 흐름에 알맞게 배열하여 학생들에게 모자이크 기법을 알려주는 이메일을 쓰시오.

Word Box

mosaic canvas arrangement colored gluing

- ★ Now, make your own image and submit until next class.
- ★ Today we're going to study mosaic.
- ★ An artist thinks of _____, and then _____
_____.
- ★ Mosaic is _____.
- ★ Hi, students!
- ★ Finally they finish the image by _____.

SEND

To

Title

Read & Match

Read each word and match the correct meaning.

- | | | | |
|-----------|---|-----|--|
| 1 image | • | • a | Art created by arranging things of different colors on a surface |
| 2 glue | • | • b | A separate article in a group, series, or list |
| 3 mosaic | • | • c | A picture of something in one's mind |
| 4 item | • | • d | A sticky material used to attach things to each other |
| 5 arrange | • | • e | To put in a specific order or relation |

True or False

The following sentences may have errors.

Mark true or false. If false, correct and write the full sentence.

- 1 Mosaic is a form of art done for many small pieces of colored items.

T F



- 2 When an artist wants make a mosaic they think an image they want to make.

T F



- 3 The artist finds many small pieces of items in the colors they need.

T F



- 4 And then the artist arranges the small pieces of colored items on a canvas.

T F



Write Up!



Q1 What is the main idea of today's story? Write in English.

Mosaic is _____

Q2 Substitution Drill

The bold part in each given sentence is a useful expression. Write it in each blank and read it aloud.

1 Artists **think of** an image they want to make.

내가 쓰고 싶은 단어를 생각할 수가 없어요.

그 연설 어땠어요?

전 그렇게 생각하지 않았어요.

2 The artists **arrange** the small pieces of colored items **on** a canvas.

상추 위에 오믈렛을 올려 놔.

내가 오븐 위에 따뜻한 사과 조각들을 올려 놓을게.

_____ (drain)

미나리를 씻고 물기를 잘 빼서 접시에 정렬해 놓으세요.

TIP

think of ~

'~을 생각하다', '~에 대해 생각하다' 는 뜻이다.

What do you think of ~ ? 라는 구문으로 쓰면 '~는 어때요?' 라는 뜻이 된다.

arrange ~ on ...

'... 위에 ~을 배열하다' 는 뜻이다.

	Teacher	Parent
✓		



Sketches

- Sketches are drawings done with pencils.
- Sketches are done in black and white colors.
- Most artists sketch sample drawing before working on a final version.
- A sketch is used to preview a finished product.
- Some artists sketch buildings, people or fruit.
- Some artists sketch flowers.
- An artist can sketch anything they want to.
- Many artists ask a model to pose so that they can sketch them.
- Sometimes you can see artists on the beach.
- They like to sketch nature.
- Sometimes they sketch the ocean or the mountains.

Vocabulary

1 sketch	스케치	2 final	마지막의	3 nature	자연
4 product	생산물, 작품	5 draw	그리다	6 sometimes	때때로, 때로는
7 version	판, 형태	8 artist	예술가, 미술가	9 preview	미리 보기
10 model	모형, 모델				



Photography

- Photographers can be artists.
- Photographers can take pictures that look like work of art.
- Famous photographers sell pictures for quite a bit of money.
- Photographers can shoot pictures of models, nature or things they see that represent life.
- Photographers shoot black and white or color photos.
- In the past pictures were developed in a darkroom with chemicals.
- Now, most photographers use digital cameras to take pictures.
- With digital cameras, photos can easily be printed with a computer and printer.
- You need a good camera to take the very best pictures.
- A beautiful photo is a work of art.

1 shoot 쏘다, 발사하다
4 darkroom 암실
7 chemical 화학의
10 develop 발전하다

2 represent 나타내다
5 picture 그림, 사진
8 photographer 사진가, 카메라맨

3 quite 아주, 꽤
6 digital 디지털 방식의
9 famous 유명한



Watercolor Art

- Watercolor is a type of painting that uses a paint brush, watercolors and a canvas.
- The paintings done with watercolors have a soft, romantic feel to them.
- The colors are not very dark.
- Children learn to paint with watercolors but many artists choose this form of art to specialize in.
- Scenery like mountains or the oceans or the sky can look very beautiful when painted with watercolor.
- Some artists choose watercolor paint for some paintings and acrylic paint for other paintings.
- Art is something that makes people enjoy their time painting and relax.
- Watercolor is one of the kinds of art that makes people happy.

Vocabulary

1 bush	덤불, 관목	2 use	쓰다, 사용하다	3 scenery	풍경, 배경
4 acrylic	아크릴로 된	5 canvas	캔버스, 화포	6 something	어떤 것
7 relax	긴장을 늦추다	8 specialize	전문화하다	9 romantic	낭만적인
10 watercolor	수채화 물감				



Mosaic

- Mosaic is a form of art done with many small pieces of colored items.
- When an artist wants to make a mosaic they think of an image they want to make.
- The artist finds many small pieces of items in the colors they need
- and then arranges the small pieces of colored items on a canvas
- and glues the arrangement to create an image.

1 piece 조각, 단편
4 canvas 캔버스, 화포
7 glue 풀
10 mosaic 모자이크

2 image 상, 이미지
5 small 작은
8 create 창조, 창작하다

3 arrangement 정렬, 조정
6 item 항목, 품목
9 arrange 정렬하다



온라인 학습은 모두 마쳤나요?
스스로 평가해 보세요.
Perfect Good Not bad

* Word Power

Translate each word into Korean or English.

- | | | | |
|----------------|----------------------|------------|----------------------|
| 1 frozen | <input type="text"/> | 6 공급하다, 주다 | <input type="text"/> |
| 2 cereal | <input type="text"/> | 7 생산하다 | <input type="text"/> |
| 3 presentation | <input type="text"/> | 8 불링 | <input type="text"/> |
| 4 inventory | <input type="text"/> | 9 값이 싼 | <input type="text"/> |
| 5 grocery | <input type="text"/> | 10 충분한 | <input type="text"/> |



1 Listening Power

Listen carefully and choose the right word.

- | | |
|---|---|
| 1 <input type="checkbox"/> achieve <input type="checkbox"/> cheap | 3 <input type="checkbox"/> cement <input type="checkbox"/> cereal |
| 2 <input type="checkbox"/> reply <input type="checkbox"/> supply | 4 <input type="checkbox"/> product <input type="checkbox"/> produce |

Check Up!




2 Listen carefully and write the word.

- | | | |
|------------------------|------------------------|------------------------|
| 1 <input type="text"/> | 2 <input type="text"/> | 3 <input type="text"/> |
| 4 <input type="text"/> | 5 <input type="text"/> | 6 <input type="text"/> |

Practice



Look at the picture. Answer the question with a full sentence and say it aloud.



Q1 What is the lady pointing to?

_____.



Q2 What are the workers doing?

_____.



Q3 What are the couples deciding to do tonight?

_____.

Exercise

Missing Information

Complete each sentence using the words in the word box.

Word Box

lazy toast dinner produce frozen ingredients

- 1 No thanks. _____ is _____ me.
고맙지만 사양할게. 버터 바른 토스트로 난 충분해.
- 2 _____ is convenient when I feel _____ to cook.
음식 하기 귀찮을 때 냉동식품은 참 편리해.
- 3 This _____ sure is rich in _____.
이 식료품점에는 농산품이 많아.
- 4 I have all the _____ to make cookies but I don't have any _____.
과자를 만들기 위한 재료들이 다 있는데, 제빵용품들이 하나도 없어.
- 5 _____. You can _____ make something without them.
변명하지 마. 그것들이 없어도 충분히 만들 수 있어.



Dictation

Listen carefully and write a sentence in the blank.

1

2

3

4

Challenge



Problem Solving

You have a problem given below.

Look at the problem and choose all the appropriate solutions for that.

Problem

You bought all the necessary ingredients to make cookies, but you don't have the equipment to make them. What can you do?

Solutions

- 1 I could go to my neighbor's and ask to borrow the necessary equipment.
- 2 I could go to the department store and purchase the necessary equipment.
- 3 I could throw away everything and not cook.
- 4 I could eat everything raw and serve it as is.

Think about your answer and rewrite it in the blank.

Now, say your answer aloud.

I would:

Four horizontal dashed lines for writing the answer.

	Teacher	Parent
✓		

Delayed Flight



온라인 학습은 모두 마쳤나요?
스스로 평가해 보세요.
Perfect Good Not bad

* Word Power

Translate each word into Korean or English.

- | | | | |
|------------|----------------------|-------------|----------------------|
| 1 weather | <input type="text"/> | 6 모두, 각자 | <input type="text"/> |
| 2 estimate | <input type="text"/> | 7 허락하다 | <input type="text"/> |
| 3 board | <input type="text"/> | 8 힘이 센 | <input type="text"/> |
| 4 intercom | <input type="text"/> | 9 떠나다, 출발하다 | <input type="text"/> |
| 5 delay | <input type="text"/> | 10 경험, 체험 | <input type="text"/> |



1 Listening Power

Listen carefully and choose the right word.

- | | | | |
|----------------------------------|--------------------------------|-----------------------------------|---------------------------------|
| 1 <input type="checkbox"/> delay | <input type="checkbox"/> clay | 3 <input type="checkbox"/> devote | <input type="checkbox"/> depart |
| 2 <input type="checkbox"/> allow | <input type="checkbox"/> aloud | 4 <input type="checkbox"/> board | <input type="checkbox"/> boring |

Check Up!




2 Listen carefully and write the word.

- | | | |
|------------------------|------------------------|------------------------|
| 1 <input type="text"/> | 2 <input type="text"/> | 3 <input type="text"/> |
| 4 <input type="text"/> | 5 <input type="text"/> | 6 <input type="text"/> |

Practice



Look at the picture. Complete the story and say it aloud.



a The man wants to know why _____
_____. The
attendant says, "We are _____
_____. The wind is _____."
_____."

b The attendant says, "We are estimating

_____."

c He is upset but the attendant is apologizing
to him about the delay. She will give _____
_____.

Word Box

available boarding take off update experiencing

Exercise

Missing Information

Complete each sentence using the words in the word box.

Word Box

strong boarding delays estimating weather update

- 1 We are experiencing _____ because of the _____.
기상문제로 연착되고 있습니다.
- 2 No, the wind is _____ for any planes to _____.
아뇨, 강풍 때문에 이륙이 안됩니다.
- 3 We are _____ this flight to _____ 30 minutes late.
30분 후에 탑승을 시작할 것으로 예측됩니다.
- 4 We will _____ as soon as it's available.
가능한 빨리 알려드릴게요.
- 5 Will you _____ through the intercom?
구내방송을 통해 모든 사람이 알 수 있습니까?



Dictation

Listen carefully and write a sentence in the blank.

1

2

3

4

Challenge



Problem Solving

You have a problem given below.

Look at the problem and choose all the appropriate solutions for that.

Problem

Your flight has been delayed and you're at the airport.
The flight won't be able to take off for another couple of hours.
What could you do to kill some time?

Solutions

- 1 I could purchase a book or magazine at the book stand and start reading.
- 2 I could go shopping near the duty free stores.
- 3 I could try to sneak into another flight and travel somewhere else.
- 4 I could watch a movie on my laptop and wait till they are ready to board.

Think about your answer and rewrite it in the blank.

Now, say your answer aloud.

What if:

Four horizontal dashed lines for writing an answer.

	Teacher	Parent
✓		

Buying Groceries



온라인 학습은 모두 마쳤나요?
스스로 평가해 보세요.

Perfect Good Not bad

* Word Power

Translate each word into Korean or English.

1 grab

6 할인판매

2 vegetable

7 자전거

3 supply

8 ~위에

4 vacation

9 식료 집화점

5 kayak

10 모노폴리



1 Listening Power

Listen carefully and choose the right word.

1 fail

sale

3 grab

glad

2 over

oven

4 vacuum

vacation

Check Up!



2 Listen carefully and write the word.

1

2

3

4


5

6

Practice



Look at the picture. Answer the question with a full sentence and say it aloud.



Q1 What does she like to do in her free time?

_____.



Q2 What does she like to do when she goes on vacation?

_____.



Q3 What do the children like to do at home?

_____.

Exercise

Missing Information

Complete each sentence using the words in the word box.

Word Box

grab veggie pick often section every

- 1 Let's _____ some groceries while we're here.
여기서 식료품도 좀 사자.
- 2 Really? Those are good as a snack _____.
정말? 가끔씩 가벼운 식사 대용으로 괜찮지.
- 3 I need some vegetables too. Is there a _____?
난 야채도 좀 필요해. 여기에 농산물 코너도 있니?
- 4 Okay, I'll _____ quickly. Will you be here?
좋아, 그럼 내가 빨리 야채들을 골라 올게. 여기에 있을 거니?
- 5 _____ in the _____ cereals and baking supplies.
시리얼이랑 제빵용품 파는 코너에 있을게.



Dictation

Listen carefully and write a sentence in the blank.

1

2

3

4

Challenge



Problem Solving

You have a problem given below.

Look at the problem and choose all the appropriate solutions for that.

Problem

You're preparing dinner and you're going to make spaghetti.
But all you have is a pot of hot water.
What kind of ingredients do you need to make spaghetti?

Solutions

- 1 You're going to need cookies, sugar, and baking powder.
- 2 You're going to need noodles, tomato sauce, and vegetables.
- 3 You're going to need apples, oranges, and bananas.
- 4 You're going to need coffee beans, salt, and milk.

Think about your answer and rewrite it in the blank.

Now, say your answer aloud.

I'd recommend:

Four horizontal dashed lines for writing a recommendation.

	Teacher	Parent
✓		



온라인 학습은 모두 마쳤나요?
스스로 평가해 보세요.
Perfect Good Not bad

* Word Power

Translate each word into Korean or English.

- | | | | |
|------------|----------------------|-----------|----------------------|
| 1 purpose | <input type="text"/> | 6 머무르다 | <input type="text"/> |
| 2 client | <input type="text"/> | 7 사업 | <input type="text"/> |
| 3 plan | <input type="text"/> | 8 방문하다 | <input type="text"/> |
| 4 passport | <input type="text"/> | 9 즐거움, 유쾌 | <input type="text"/> |
| 5 welcome | <input type="text"/> | 10 1주 | <input type="text"/> |



1 Listening Power

Listen carefully and choose the right word.

- | | | | |
|------------------------------------|----------------------------------|---------------------------------|--------------------------------|
| 1 <input type="checkbox"/> vivid | <input type="checkbox"/> visit | 3 <input type="checkbox"/> stay | <input type="checkbox"/> stand |
| 2 <input type="checkbox"/> purpose | <input type="checkbox"/> perfect | 4 <input type="checkbox"/> play | <input type="checkbox"/> plan |

Check Up!



2 Listen carefully and write the word.

- | | | |
|------------------------|------------------------|------------------------|
| 1 <input type="text"/> | 2 <input type="text"/> | 3 <input type="text"/> |
| 4 <input type="text"/> | 5 <input type="text"/> | 6 <input type="text"/> |

Practice



Look at the picture. Complete the story and say it aloud.



a The immigration officer says to the man,
"Hello, _____.
May I _____?"

b She says, "What is _____
_____, business or _____?"
He replies, "_____."

c She asks him _____ he will be
staying. He replies, "_____."
_____."

Word Box

long passport purpose staying here

Exercise

Missing Information

Complete each sentence using the words in the word box.

Word Box

visit purpose staying pleasure client see

- 1 _____ your passport?
여권을 볼 수 있을까요?
- 2 What is the _____, business or _____?
방문의 목적은 사업인가요, 아니면 관광인가요?
- 3 I'm _____ to _____ to sell my art work.
제 공예품을 판매할 고객을 만나기 위해서입니다.
- 4 _____ will you be _____?
얼마나 오래 계실 건가요?
- 5 I _____ in China for two weeks.
중국에 2주 동안 머무를 계획입니다.



Dictation

Listen carefully and write a sentence in the blank.

1

2

3

4

Challenge



Problem Solving

You have a problem given below.

Look at the problem and choose all the appropriate solutions for that.

Problem

You arrived at your destination.
You don't know how to speak the language of the country you're at.
Listed below, what are some of the possible ways to get around?

Solutions

- 1 You could travel around with a traveler's guide.
- 2 You could take an interpreter around your travels.
- 3 You could shout at all the local people and see who knows your language.
- 4 You could take a friend that knows the language you're traveling to.

Think about your answer and rewrite it in the blank.

Now, say your answer aloud.

I'd like to:

	Teacher	Parent
✓		



Grocery

- Do you want some cereal?
- No thanks. Buttered toast is enough for me.
- Frozen dinner is convenient when I feel lazy to cook.
- But I think they are not delicious as much as the fresh food.
- This grocery sure is rich in farm produce.
- They are also cheaper.
- I have all the ingredients to make cookies but I don't have any baking supplies.
- No excuse. You can still make something without them.
- What is the lady pointing to?
- She is pointing to her presentation.
- What are the workers doing?
- They are taking inventory.
- What are the couples deciding to do tonight?
- They are deciding to go bowling tonight.

Vocabulary

1 frozen	냉동된	2 supply	공급하다, 주다	3 enough	충분한
4 cereal	씨리얼	5 produce	생산하다	6 grocery	식료 잡화점
7 presentation	프레젠테이션	8 bowling	볼링	9 cheap	값이 싼
10 inventory	목록, 재고품				

Delayed Flight

- Why has my flight been delayed?
- We are experiencing delays because of the weather.
- Are any planes allowed to take off?
- No, the wind is too strong for any planes to take off.
- When will the flight depart?
- We are estimating this flight to start boarding 30 minutes late.
- Please let me know if there is any update.
- We will give an update as soon as it's available.
- Will you let everyone know through the intercom?
- Yes, we will.

1 weather 날씨, 일기
4 estimate 평가하다
7 board 탑승, 승선하다
10 intercom 인터컴

2 everyone 모두, 각자
5 allow 허락하다
8 strong 힘이 센

3 depart 떠나다, 출발하다
6 delay 늦추다, 미루다
9 experience 경험, 체험



Buying Groceries

- Let's pick up some groceries while we're here.
- Okay, sure. Do you have this week's flyer, to see what's on sale?
- Yeah, I got one when we first came in. The frozen dinners are on sale!
- Really? Those are good as a snack every so often.
- I need some vegetables too. Is there a produce section?
- Yes, they do, it's by the bakery. Over there, see it?
- I see it. Okay, I'll grab some veggie quickly. Will you be here?
- Find me in the section with cereals and baking supplies.
- What does she like to do in her free time?
- She likes to ride her bicycle.
- What does she like to do when she goes on vacation?
- She likes to go kayaking.
- What do the children like to do at home?
- They like to play Monopoly.

Vocabulary

1	grab	움켜쥐다	2	sale	할인판매	3	grocery	식료 잡화점
4	vegetable	채소	5	bicycle	자전거	6	Monopoly	모노폴리
7	supply	(대량)공급	8	over	~위에	9	kayak	카약
10	vacation	정기 휴가						



Immigration

- Hello, welcome to China.
- Thank you.
- May I see your passport?
- Here is my passport.
- What is the purpose of your visit, business or pleasure?
- I'm here for business.
- What is the purpose of your business?
- I'm here to meet a client to sell my art work.
- How long will you be staying?
- I plan on staying in China for two weeks.
- Enjoy your stay.
- Thank you.

1 purpose 목적, 의도
4 client 고객, 의뢰인
7 plan 계획, 구상
10 passport 여권

2 stay 머무르다
5 business 사업
8 visit 방문하다

3 welcome 환영, 접대하다
6 week 1주
9 pleasure 즐거움, 유쾌

All That NEAT

All That **NEAT**

National English Ability Test

Level 3 Book 3

(주)비전워크코리아

TEL 1566-0561 | FAX 070-8299-8260 | visionwork.co.kr

(주)비전워크코리아의 허락 없이 이 책의 일부 또는 전부를 무단 복제, 전재, 발췌하는 것을 금합니다.